


Welcome Home



A Guide for Traveling
to Meherabad and Meherazad
India

3RD REVISED EDITION



WELCOME HOME

A Guide for Traveling to Meherabad and Meherazad

India

THIRD REVISED EDITION

Copyright © 1983, 1986, 1992 by Meher House, Inc.
All rights reserved.

Acknowledgements

We acknowledge with thanks permission for reprint given by the Avatar Meher Baba Perpetual Public Charitable Trust and the *Awakener Magazine* (Vol.V, No. 3) for the words of Meher Baba; the Avatar Meher Baba Perpetual Public Charitable Trust for the excerpt from *82 Family Letters*; Bhau Kalchuri for the Foreword; and Barbara Bernstein for the song, "Meherabad, Meherazad." The Biographical Note on Meher Baba is reprinted by permission from *The Path of Love*, © 1976 by Adi I. Irani.

Text: Anne Giles, John Connor, Gwendolyn Moss Small

Source material: Jack C. Small, Irene Holt

Production: Ken Coleman, Lois Breger, Jay Schauer

Scanned Images: Susan Herr

Design: Harry Breger

Art: Jim Frisino

Maps: Abe Binder

Chic Bain

Anne Giles

Andrea Winzimer

Glenn O. Magrini

Travel advice: Jal Dastoor, Naosherwan Anzar Nalavala

Friends of the Avatar Meher Baba Trust
Box 11356
Washington, D.C. 20008
U.S.A.

I may give you more, much more than you expect — or maybe nothing, and that nothing may prove to be everything. So I say, come with open hearts to receive much or nothing from your Divine Beloved. Come prepared to receive not so much of My words but of My Silence.

— Meher Baba

1-701518

Contents

- 1 FOREWORD
- 2 INTRODUCTION TO THE SECOND EDITION
- 3 BEFORE YOU GO
- 3 WHEN TO GO
- 4 HOW TO GO
- 5 AIRLINE TICKETS
- 5 PASSPORT
- 6 TOURIST VISA
- 8 WHERE TO STAY
- 8 MONEY
 - Exchange rate
 - How much to bring
 - Expenditure tax
- 10 INOCULATIONS
- 10 CUSTOM REGULATIONS
- 11 BAGGAGE REGULATIONS
- 12 CLIMATE
- 12 ELECTRICITY
- 12 WHAT TO PACK
- 14 TRAVEL TIPS
 - Traveling Light
 - How to Lower the Chances of Losing Your Baggage
 - Food and Water
 - Protecting Valuables
 - Jet Lag
- 18 CHECKLIST OF USEFUL ITEMS
- 19 BOMBAY
- 19 AT THE INTERNATIONAL AIRPORT
 - Immigration
 - Customs
 - Currency Exchange
 - Other Facilities
- 22 LOCAL TRANSPORTATION
 - Taxi
 - Private Car Hire
 - Hotel Buses
 - Airport Coach Service
- 24 ACCOMMODATIONS
 - Check-in Time
 - Temporary Wait
 - Sahar Area

- Santa Cruz Area
- Juhu Beach Area
- Dadar Area
- Fort (Downtown) Area
- 31 TRANSPORTATION TO POONA
 - Meet & Assist
 - Indian Airlines
 - Bombay-Pune Taxi
 - Railway
- 35 TRANSPORTATION TO AHMEDNAGAR
 - Taxi
 - M.T.D.C. Luxury Bus
 - Railway
 - Hired Car
- 37 HEALTH TIPS
- 38 MISCELLANEOUS
 - Cultural Differences
 - Avatar Meher Baba Center, Bombay
 - Emergency Contact
- 41 **PUNE (Pune)**
- 41 ACCOMMODATIONS
- 45 RESTAURANTS
- 45 LOCAL TRANSPORTATION
 - Indian Airlines Bus
 - Taxi
 - Rickshaw
- 46 MEHER BABA PLACES
 - Meher Baba's House
 - Pumpkin House
 - Hazrat Babajan's Tomb
 - Guruprasad Memorial
 - Bund Gardens
 - Sassoon Hospital
 - Avatar Meher Baba Pune Centre
- 48 TRANSPORTATION TO AHMEDNAGAR
 - Hired Taxi at the Pune Airport
 - Pune-Ahmednagar Taxi
 - S.T. Bus
 - Railway
- 49 MISCELLANEOUS
 - Emergency Contact
- 50 **AHMEDNAGAR**
- 52 ARRIVAL
 - Registration
 - Early or Late Arrival

- 52 ACCOMMODATIONS
 - Meher Pilgrim Centre
 - Sanket Hotel
 - Panchsil Hotel
 - Amar Hotel
 - Other Accommodations
- 55 LOCAL TRANSPORTATION
 - Rickshaw
 - Bicycle
 - S.T. Bus
 - Hired Vehicle
- 56 MEHER BABA PLACES
 - Meher Nazar Compound
 - Upper Meherabad
 - Lower Meherabad
 - Meherazad
- 60 MORE HEALTH AND SAFETY TIPS
- 61 MISCELLANEOUS
 - Extending a Tourist Visa
 - Emergency Contact
- 62 LEAVING INDIA
- 62 BEFORE YOU LEAVE
 - Reconfirming Airline Tickets
 - Currency Declaration Form
 - T.B.R.E. Form
 - Travel Expenses
 - Checklist for Departure
- 63 TRANSPORTATION FROM AHMEDNAGAR TO PUNE
 - Ahmednagar-Pune Taxi
 - Railway
 - S.T. Bus
 - Hired Vehicle
- 64 TRANSPORTATION FROM PUNE TO BOMBAY
 - Pune-Bombay Taxi
 - Other Airlines
 - Railway
- 65 TRANSPORTATION FROM AHMEDNAGAR TO BOMBAY
 - Railway
 - S.T. Bus
 - M.T.D.C. Luxury Bus
- 65 LOCAL BOMBAY TRANSPORTATION
 - Taxi
 - Airport Coach Service
 - Hotel Buses
 - Nighttime Safety
 - Temporary Wait

- 66 AT THE INTERNATIONAL AIRPORT
 - Checking In
 - Currency Exchange
 - Immigration and Customs
- 67 AND BACK AGAIN
 - Customs
 - Re-entry
- 70 **MORE ABOUT...**
- 70 AHMEDNAGAR
 - Financial Offices
 - Medical
 - Shopping
- 70 AIRLINES
 - Lost or Damaged Luggage
 - Overbooking
 - Special Assistance
- 73 BOMBAY
 - Consulates
 - Financial Offices
 - Government Offices
 - Medical
 - Shopping
- 77 CHILDREN IN INDIA
- 79 CULTURAL DIFFERENCES
 - Drinking Water
 - Toilets
- 80 DELHI AND AGRA
- 81 FOOD
- 83 HEALTH
 - Medical Assistance to Travellers
 - Pharmacies
 - Medical Care
 - Diarrhea
 - Sunstroke
- 84 MAHARASHTRA STATE
- 88 PUNE
 - Medical
 - Shopping
 - Photographers
 - Camera Repair
 - Travel Agent
 - Watches: Sales & Repair
 - Business Center/Fax Services
 - Octroi Tax
- 91 POSTAL SERVICE
- 92 COURIER SERVICE

- 92 RAILWAYS
 - Tickets
 - Reservations
 - Traveling with/without Advanced Reservations
 - Travelling by Train from Pune to Ahmednagar
 - Travelling by Train from Ahmednagar to Pune
 - Porter Service
- 99 TAXIS
 - Negotiating with Taxi Drivers
 - Safety Tips
- 100 TELEGRAMS
- 101 TELEPHONES
- 105 TIME ZONES
- 106 A BIOGRAPHICAL NOTE
- 108 INDEX
- 119 RECORD OF IMPORTANT TRAVEL INFORMATION
- 120 ORDER FORM
- 121 COMMENT FORM

Maps

Note: Maps are not drawn to scale unless indicated.

BOMBAY

- 20 International Airport, Arrivals
- 23 Greater Bombay
- 28 Dadar Area
- 30 Fort (Downtown) Area
- 32 Domestic Airport
- 68 International Airport, Departures
- 96 V.T. Railway Station

PUNE

- 40 Camp Area
- 47 Meher Baba's House
- 47 Bund Gardens
- 95 Railway Station

AHMEDNAGAR

- 50 Greater Ahmednagar
- 51 Meher Nazar Compound
- 54 Ahmednagar City
- 55 S.T. Bus Station
- 95 Railway Station

MAHARASHTRA

- 84 Maharashtra State
- 85 Mahabaleshwar
- 86 Panchgani
- 87 Satara

Forward

No river can flow endlessly. Every river is destined to merge in the ocean. Likewise, each of our lives in illusion is like a river flowing towards the Ocean of Eternal Life — directly or indirectly — to meet and merge in the Ocean of Reality for all time.

The Life of the Avatar on earth is the life of the Ocean on earth. He is the One who attracts all rivers towards Him so each river can meet Him, receive His love, and ultimately merge in Him. When He is physically present on earth, the Avatar does His Universal Work of drawing the rivers towards His Ocean. After He leaves His physical body, the results of His work begin to manifest as people everywhere awaken to His Love within their hearts. The place where His body rests and the places closely associated with His life are of special significance to those who seek Him; for in those places the Avatar has stored the Treasure of His Divine Love to be received by His lovers for centuries to come.

Avatar Meher Baba — the Avatar of this Age — lived for many years at Meherabad. He passed away on the 31st of January 1969, and His Tomb is located at Meherabad on Meherabad Hill. Both of these places are in the District of Ahmednagar, Maharashtra State, India.

In 1954 Avatar Meher Baba led a group of His disciples up Meherabad Hill. He told them how blessed they were that in His physical form He was taking them to the place where His body would rest when He passed away. He added that seventy years hence, His Tomb would become the place of world pilgrimage.

Already rivers in the form of pilgrims have started converging at Meherabad and Meherazad from all over the world. In order to facilitate the course of their pilgrimage, this book *Welcome House: A Guide for Traveling to Meherabad and Meherazad, India*, is being offered to all who are drawn to visit Avatar Meher Baba's Home.

Bhau Kalchuri
Ahmednagar, India
August, 1982

Introduction to the Third Edition

This guidebook provides practical information about traveling from the West to Ahmednagar, India, and back again. Although we wrote the book especially for those who have never been to India before, experienced travelers should find the material helpful also.

The first five chapters cover basic information about preparing for the trip, transportation, accommodations, and so forth. Detailed maps are included of Bombay, Poona, and Ahmednagar. The last chapter, "More About.." covers supplemental information about such things as lost luggage, cultural differences, sightseeing, and bringing children to India.

In the two years since the original edition of this book, a number of things have changed. **Please read carefully the information about visas.** You'll also find other minor changes in transportation and accommodations. As always, double-check to make sure that critical information is current. In a book of this sort, it is impossible to predict schedules and prices accurately. Airline and railway times change frequently without notice, and inflation increases the cost of everything. We have tried to describe conditions for 1992-93 in a general sense. We recommend that you investigate specific schedules and prices once in India. Our estimate is that prices increase approximately 15-20% per year.

Our heartfelt thanks to the many people who have contributed information and suggestions for this book. You, too, can help us keep it up-to-date. Please use the comment form at the back to let us know whenever you find information that has changed. Your contributions will help all of Meher Baba's followers who travel to India. If you would like to order additional copies of this guidebook, you will also find an order form which should be returned to us at the address below.

Friends of Avatar Meher Baba Trust
8470 Brunger St.
Manassas, VA 22111


Before You Go

India may seem like a long way away, especially if you've never been there before. It's not really. In this age of jet travel, it's less than a day's journey, with a bit more to get you from Bombay to Ahmednagar.

Even if you've traveled before, you're probably wondering:

- When to go
- How to go
- Where to stay
- How much money to bring
- What to pack

You'll find the answers to these questions, and more, in the pages that follow.



WHEN TO GO

When to go? The answer to this question is, of course, whenever you can — whenever you can take time off from work, when someone can look after the children, or whenever the heart calls. Still, you may find it helpful

to know that the time from December through February is quite busy. People come from both East and West for Amartithi (the anniversary of the day Meher Baba dropped His physical form) on January 31, and Meher Baba's birthday on February 25. Silence Day on July 10 also draws many visitors. Other times of the year – June, September, October and March — are quieter.

We request that all foreigners make their pilgrimages only between June 15 and March 15. Please note that during our summer months, March through June, the following closings apply: from March 16 to June 14 the guest rooms at Meherabad are closed; and from March 16 to June 30 Meherazad is not open to pilgrims and the Mandali are not available. Some years Meherazad closes earlier in March. Check with the Pilgrim Reservation Office.

Children seven years of age or older are welcome, too. But please plan your trip so that children under seven can be cared for at home. Experience has shown that very young children just aren't equipped to deal with the stresses of a long trip and run greater health risks in India. Because of their special needs, young children can sometimes be distracting to their parents and others. Meher Baba told His followers not to bring children under the age of seven to the 1969 Darshan. As this was His last instruction on the matter, the mandali feel this policy should be continued. Please refer to the section "Children in India" on page 77 for further information.

HOW TO GO

This book focuses on the most common method of reaching Ahmednagar — travel by air to Bombay and then by car, bus, plane, or railway to Pune and Ahmednagar. A second route is also possible through New Delhi in the north (near the Taj Mahal and other tourist attractions) and then by plane to Aurangabad or railway to Ahmednagar. (See "More about Delhi and Agra" for details.)

Pilgrims should be prepared for possible delays in reaching Ahmednagar from Delhi due to airline scheduling problems or cancellations. Those with limited time to spend in India would be advised to come to Ahmednagar via Bombay.

Whichever route you pick, you may want to schedule your trip so that you do any sightseeing before you arrive in Ahmednagar. On several occasions Meher Baba directed His followers to go home directly after having had His darshan. One advantage of this approach is that you can return from your journey with the experiences of Meherabad and Meherazad fresh in your mind (and heart).

AIRLINE TICKETS

As soon as you make your plans, also make your airline reservations. Peak season flights (Christmas, summer holidays) are often reserved for many months in advance. You can always change your reservations, if necessary. However, once you finalize your plans, try to plan your return reservations carefully, especially during peak seasons. Changing your return flight in India is quite difficult, and you run the risk of not obtaining a confirmed seat for a number of days.

If you purchase airline tickets at a discount, make sure you are fully aware of their limitations. Check the following very carefully:

- Make sure the travel agency you use is recommended by a relative or friend who has used it before and is satisfied with its service.
- Find out whether the ticket you are purchasing is acceptable on other airlines. Some airlines will not allow you to change the flight you've booked or transfer the ticket from one airline to another without paying a stiff penalty charge.
- Find out whether the ticket is "free" or "standby." Agents sometimes try to sell free tickets given to them by the airlines. This type of ticket doesn't guarantee you a confirmed reservation and is the same as flying standby.
- Make sure the travel agency reserves any connecting flights on Indian Airlines (flights within India itself) as part of your international ticket. Although you can purchase Indian Airlines tickets once in India, we don't recommend it because of the difficulty of getting a reservation.
- Always check with the airlines directly that you are confirmed on all flights you have requested. When you receive your ticket, make sure it lists your name and the dates and flights you requested. If you discover any discrepancy, contact your travel agent immediately.

Sometimes certain airlines give free or discounted accommodations en route. For example, Air India sometimes offers free rooms at the Centaur Hotel in Bombay for in-transit passengers connecting with Indian Airlines. Ask your airlines or travel agent for details when you make your reservations.

PASSPORT

You'll need a valid passport to enter India. If you currently don't have one, allow at least two months, to give you time to apply for a tourist visa. Make sure your passport is still valid at least three months beyond the date you expect to return, in case you decide later to stay longer. You can renew most passports up to twelve months before they expire.

How to apply. Consult the appropriate governmental agency in your country for a passport application. In the U.S., many larger post offices accept passport applications. Initial applications must be presented in person; renewals may be handled by mail.

Photographs. For a U.S. passport, you'll need two photos taken within the past six months. The photos must be 2 1/2" by 2 1/2", full-face, front view, without a head covering, printed on thin, non-glossy paper with a plain white background. Vending machine and Polaroid prints are not acceptable. Check the application carefully to make sure you sign the photographs in the proper place.

You will also need these additional photos:

- Two photos for your tourist visa
- Three photos for registration in Ahmednagar

TOURIST VISA

Citizens of all countries (including Commonwealth countries) now need a visa to enter India. Landing permits for short visits are no longer being issued. Consult the Indian embassy or consulate nearest you for details at least six weeks before you plan to leave. U.S. offices are listed below:

Office for Consular Services
Embassy of India, Consular Section
2536 Massachusetts Avenue N.W.
Washington, D.C. 20008
(202) 265-5050

Consulate General of India
Consular Wing
3 East 64th Street
New York, NY 10021
(212) 879-7805

Consulate General of India
Consular Wing
540 Arguello Boulevard
San Francisco, CA 94105
(415) 668-0662

Consulate General of India
Consular Wing
230 N. Michigan Avenue
Chicago, IL 60601
(312) 726-0659, 726-0660

You may get the application faster if you telephone. Be sure to apply to the office corresponding to your permanent home address. Typically one application form is used for many different types of visas. You are applying for a four-month tourist visa. Fill in only the sections required for tourists. List the purpose of your trip as "tourist." Anything else ("pilgrimage," for example) will delay your application or cause it to be rejected entirely.


Even though your plane reservations and ticket may be for a shorter time, request a visa for the full four-month period. Recently some consulates

have begun issuing shorter tourist visas. Someone received a visa for 14 days based on their request for a "two week" visa, when the ticket actually covered a 15-day stay. Others have received visas for the exact dates of their tickets, but had no visa coverage if they had missed their flight, been "bumped" from it, or needed to change their departure date at the last minute. If questioned why you want a visa for a longer period than the dates of your ticket, explain that you want a four-month tourist visa in case you want to stay longer in India.

Enclose a signed photograph and a photocopy of your airline ticket or a letter from your travel agent stating that you have purchased one. (As far as the visa is concerned, you are not obligated to use the travel agent who writes the letter if you decide later to change agents.)

In the U.S., mail the application, your passport, and payment to the embassy or consulate office by registered mail, return receipt requested. Enclose a letter stating that you want the office to return your passport and visa by registered mail, return receipt, and include payment for the extra postage. If you don't enclose such a letter, the office may return your passport by regular first-class mail, even though you've sent the extra money. Payment must usually be made by postal money order or cashier's check.

When you get your passport back, check that the visa is stamped on one of the inside pages. The dates stamped on the visa are the period within which you can enter India, generally three to six months from the time of application. The time limit of the visa begins on the date you actually enter India.



Obtaining Visas to India Outside Your Own Country

It is recommended that you obtain your visa at the Indian Consulate in the country of your residence. Currently applications for visas from individuals outside their own country of citizenship may be forwarded to the Indian Consulate in the country of citizenship. This may delay your visa many weeks.

Drivers License

An International Driver's License is required for anyone wishing to drive while in India. Foreign driver's licenses are not sufficient and tourists cannot obtain Indian driver's licenses. An International Driver's License

may be obtained from any American Automobile Association office, with a valid driver's license and payment of a \$10 fee. To operate a scooter or motorcycle, a specific license is required. The international drivers license may be endorsed for scooters and motorcycles as well.

WHERE TO STAY

You'll need reservations for a place to stay in Ahmednagar when you first arrive. The Meher Pilgrim Centre at Meherabad has accommodations for fifty-six people. Also there are a number of hotels and guest houses in the Ahmednagar area. You may also need reservations in Bombay or Pune en route. The Bombay, Pune, and Ahmednagar chapters contain information about the various accommodations available.

While Indian Baba followers will be glad to help you in emergencies, please don't ask them to make reservations for you. Write or cable directly to the places where you want to stay.

Allow yourself plenty of time to write for reservations. Requests for Meher Pilgrim Centre reservations should be made by mail and reach India six weeks before arrival in Ahmednagar, so the office has time to send you a written confirmation or advise you of alternative accommodations at Meherabad. It is important to have an advance reservation to stay at Meherabad. Please state clearly your Ahmednagar arrival and departure dates in your request.

Hotels and guest houses have no fixed requirements and may not send a written confirmation. Even though a travel agent may have made hotel reservations for you, it's also a wise idea to write and confirm them independently.

MONEY

Exchange Rate

India's unit of currency is the rupee (abbreviated in the plural Rs.). Like the dollar or pound, it is divided into one hundred parts, called paise. The rupee's value in your country's currency will vary, depending upon the exchange rate. (The exchange rate tells you how many rupees you can exchange for dollars, pounds, francs, and so forth.) Exchange rates change daily. Current rates for several countries are given below. You can find out the current rate by looking in the financial section of many newspapers or by calling a bank that exchanges foreign currency.

USA	29 rupees per dollar
UK	46 rupees per pound
Australia	19 rupees per dollar
France	5 rupees per franc

Note: The banks in Ahmednagar sometimes refuse to trade in some foreign currencies. Therefore, it is advisable to carry either some U.S. dollars or English pounds (traveler's checks or currency), just in case.

How Much to Bring

How much will a trip to India cost? How much spending money should you bring? The answer to these questions depends upon your pocketbook, lifestyle, need for western comforts and how much shopping you intend to do. Purchases by Visa or Mastercard are becoming more common in India. Even in Ahmednagar some of the larger establishments accept them.

A reminder for travellers worldwide is to always check the amounts of your bills before payment. Check restaurant bills against the menu. Check hotel and other bills against the stated charges.

The accommodations in this book have been divided into three general categories:

- Budget — less than Rs. 250/night
- Moderate — between Rs. 250-750/night
- Luxury — over Rs. 750/night

These rates apply to Bombay hotels. Prices in Pune and Ahmednagar are often lower, however, these descriptions are still used.

Modes of transportation within India can also be divided into the same three categories:

- Budget — buses
- Moderate — taxi, railway, luxury bus, and airlines
- Luxury — hired car or taxi (long distance, not shared with others)

If possible, ask someone who has been to Ahmednagar recently how much money you should bring with you. Our estimate is that for a month's stay, you should bring the equivalent of at least Rs. 4500-5500. If you plan to stay in luxury hotels and travel entirely by hired car, you may need up to Rs. 9000-11,000 for a month's stay. Remember, these figures reflect costs as of summer 1990, and that inflation increases at approximately 15-20% per year within India.

EXPENDITURE TAX

The Expenditure Tax, is a luxury tax of 20% meant to apply to Indian citizens at first-class hotels and restaurants. Unless precautions are taken, however, foreigners are often charged this tax.

The tax is avoidable, if payment is made in a foreign currency via credit card, or in rupees accompanied by your Encashment Receipt. This is the receipt you are given when you change a foreign currency into rupees.

Subject to further change, payment in rupees with an Encashment Receipt is not subject to this tax. In such circumstances you must inform them that this is indeed the policy, and they must look up their reference. As a general rule, it may be helpful to clarify this point before the bill is prepared.

The tax is shown as a line on the room of your hotel bill, noted "ET" as compared to "ST" (Sales Tax). You may want to request individual food bills and have the tax deducted from each bill, if necessary. Any ET on the food portion of a hotel bill may be unidentifiable unless you request each detailed bill.

INOCULATIONS

Special inoculations are no longer required for travel between India and most Western countries (North America, Europe, Australia). India doesn't require inoculations for those arriving from the West, but it does require a valid yellow fever vaccination for those arriving from, or stopping en route to, most part of Africa, Central and South America. Check with your own health department and Indian consulate if you have any questions.

Even though inoculations may not be required, check with your own physician for recommendations about these and other travel inoculations and medicines:

- Cholera/typhoid (not necessary unless traveling around India)
- Tetanus
- Anti-malarial drugs

Most initial inoculations require several doses spaced a certain number of weeks apart. See your doctor or public health department at least six weeks before your scheduled departure date. Make sure all inoculations are recorded in an official booklet called "International Certificates of Vaccination" (usually available wherever you get the inoculations).

CUSTOMS REGULATIONS

You're probably thinking of taking your camera, video camera or a tape recorder with you on your trip. Certain types of luxury items are regulated by customs laws both in India and in your own country. In general, as a tourist, these regulations won't affect you, but it's a wise idea to be aware of them.


Consult your Indian consulate for specific regulations. Generally at the present time, tourists may bring the following items into India without paying Indian customs duty:

- Any amount of foreign currency (see page 20 for customs regulations regarding foreign exchange)
- Personal jewelry
- Gifts valued at up to Rs. 500
- Travel souvenirs valued at up to Rs. 500
- Quart bottle of liquor or two small bottles
- 200 cigarettes or 50 cigars

- Camera and film
- Tape recorder and tapes
- Small movie camera and 10 reels of film
- Binoculars
- Radio
- Portable typewriter

If you are planning to bring a camera, video camera or tape recorder, make sure you bring enough film, cassette tapes, and batteries with you. These items are not easily available in India. If you are planning to bring a large number of electronic or photographic items, also check with the Indian consulate. Certain combinations of items are subject to customs duty.

A U.S. citizen, for example, may bring back \$400 worth of goods after tourist travel. The U.S. government also recommends that citizens register expensive foreign-made goods (like cameras) with local customs officials before leaving the U.S. That way, there can be no question later about whether the items were purchased at home or abroad. Registration forms may be obtained at most international airports.



BAGGAGE REGULATIONS

How much luggage can you take with you on your trip? The rules vary, depending upon the airline, where your trip begins, and whether you'll be making any stopovers en route. Check with your airlines for specific information.

United States. Generally for passengers whose flights originate in the United States, baggage allowance is determined by piece. You are allowed two pieces of checked luggage of 70 lbs. each and a third piece of carry-on luggage that must fit under your seat. Each piece of luggage must meet certain size restrictions.

Other countries. Baggage allowance for passengers whose flights originate in other countries is usually determined by weight. You are allowed a maximum of 20 kilos (44 pounds). An additional bag carried

onto the plane is often not included in this total. Indian Airlines also uses the 20 kilo baggage rule on their domestic flights within India.

Overweight charges. Check with your airlines about its rules for exceeding the baggage allowance. Overweight baggage can be expensive. On flights from the U.S., the charge is determined by piece, but on flights originating from other countries, the charge is often one percent of the adult, one-way, first-class ticket price to your destination. On the Bombay-Pune route, Indian Airlines charges 1% of the ticket price (6-10 rupees) for each kilo over 20 kilos.

Stopovers. When you break your journey and stop over in another country en route for more than a certain number of hours, you become subject to that country's baggage rules. For example, a traveler from the U.S. with two heavy suitcases who stops for a day in London before continuing on to India may have to pay a stiff penalty upon leaving England, because the baggage allowance changes to the 20-kilo rule. If you plan to travel with more than 20 kilos, check with your airlines for its rules about stopovers.

CLIMATE

India is a tropical country with mild temperatures in the winter and hot temperatures in the summer. Ahmednagar is generally dry and dusty, although during the monsoon season (June through October it may rain frequently. Temperatures range from lows of 50 degrees Fahrenheit (10 degrees Celsius) at night in January to highs of 95 degrees Fahrenheit (35 degrees Celsius) during the day in March and June.

ELECTRICITY

Electrical current in India is 220-240 volts with fluctuations as low as 180 volts and as high as 300 volts. Anything designed to run on the U.S. standard of 110-120 volts will be damaged if plugged directly into 220 volt current. One alternative is to purchase a voltage converter that steps the current down from 220 to 110 volts. Generally, there are two kinds—one for high wattage heating appliances like hair dryers and one for low wattage equipment like tape recorders. You can find these at hardware and electronic stores. Another alternative is to use batteries as a source of power. This is a good idea, since places like Meherabad do not always have electricity on a 24-hour basis.

WHAT TO PACK

What should you pack for your trip to India? Below are suggestions for a typical two-to-four week stay. For your convenience, a checklist is also included at the end of this chapter.

Required items. Please make sure you bring the following items with you.

- Three passport-sized photos for registration in Ahmednagar. (Any type of photograph is acceptable.) Photographs are available in India for Rs. 35-50. See page 90 for a list of photographers in Poona.

- Flashlight and extra batteries.
- A hat, preferably one with a brim. Westerners are especially prone to sunstroke. Although the sun in India may not feel hot, its rays are actually quite intense. Headache, sunburn, and heat exhaustion can be the result. Meher Baba asked westerners to wear hats when in India.
- A sweater or light-weight jacket. Mornings and evenings can be quite chilly, especially from November through February. Bring warm sleeping clothes as well.
- A rain cape, lightweight raincoat, or umbrella (during the monsoon season from June through October).

Clothing. You'll be most comfortable in loose-fitting, lightweight clothing, made from cotton or cotton blends. Some suggestions:

- A minimum of four changes of underwear
- Pajamas or nightgown and a robe.
- A minimum of three changes of daily wear (socks, trousers, skirts, dresses, shirts, blouses, or tunics)
- One or two pairs of comfortable slip-on shoes or sandals. (Footwear is taken on and off frequently at Meherabad and Meherazad.)
- A scarf or shawl (to protect clothes, hair, and lungs against dust). Those particularly sensitive to dust may wish to wear a dust mask.

Because India is a conservative country, both men and women should dress modestly. The dress code for Meherabad, Meherazad, and Ahmednagar prohibits shorts and revealing clothing (such as tank tops, see-through blouses or skirts). Bermuda shorts (just above the knee) are permitted at Lower Meherabad for sports activities. For women, low necklines, tight-fitting garments, and short skirts are also inappropriate.

Toiletries. If possible, bring enough toiletries to last for your entire stay in India. Many items like toilet paper are available in Ahmednagar, but are coarser quality and generally more expensive than in the West. Feminine sanitary supplies and men's shaving supplies, for example, aren't available in an equivalent form.

Medicines. Also bring enough of any needed medical supplies for your entire stay. If you are taking medical or psychiatric drugs prescribed by a physician, be sure to continue taking them while in India. It's also a good idea to bring a written copy of any prescriptions and an extra pair of eyeglasses or contact lenses.

Miscellaneous. You may want to bring some of these additional items:

- Photocopy of passport, visa, and airline ticket information (useful if documents are lost or stolen)

- Baba button (helpful for meeting other Meher Baba followers en route)
- Film shield or lead pouch (to protect film from damage by airport security devices)
- Lightweight canvas or nylon bag (to bring back extra items)
- Travel clock or watch
- Notebook or journal and address book
- Stationery supplies
- Sewing kit, footcare supplies, laundry soap, ear plugs, insect repellent (However, there is a very effective, citronella-based insect repellent, called Odomos, available locally at all chemists (pharmacies).
- Pocket knife
- Bungie cord (for securing luggage in the overhead rack of a taxi if travelling with more than two suitcases)

TRAVEL TIPS

Traveling light

One way to avoid the risks of lost luggage and hassles with porters is to "travel light," that is, to bring only the amount of luggage that you can carry by yourself and stow under your seat on the plane. To do this, limit yourself to just two bags:

- A large shoulder bag
- A lightweight overnight bag or backpack

Expandable bags made from rip-stop nylon, parachute-type fabric, or lightweight canvas, with zippered compartments are especially recommended. Bring enough clothes for at least three days of wear, since laundry at the Meher Pilgrim Center, for example, is only available three days a week. Suggested wardrobe for a two-to-four week stay:

Women

- 1-2 pairs of slacks
- 1-2 long or midi-length skirts or dresses
- 3-4 blouses

Both

- Pajamas/nightgown
- 3-4 changes of underwear
- 2 pairs of socks
- 1-2 pairs of slip-on shoes or sandals
- Sweater or jacket
- Rain cape (if needed)
- Foldup hat

Men

- 2-3 pairs of trousers
- 3-4 shirts

How to lower the chances of losing your baggage:

Use a secure, personalized luggage tag, with your name, current address and phone number. Remove all airline tags from previous trips. Additionally, place your name, address and phone number inside the bag. Also include your itinerary and local phone contacts.

Don't overstuff. Secure your bags with straps. Theft at airports occurs when the luggage is in transit. Most baggage locks are similar, hence it is easy for dishonest staff to open most baggage. Strapping your baggage discourages theft as well as protects it from opening up in case of rough handling.

Check in early for your flight. Checking in just before departure does not always insure that your luggage will be loaded on board the plane. One of the most common causes of mishandled baggage is a close connection between flights, i.e., you may make the connecting flight, but your baggage may not. Therefore try to plan your flight so that you have a minimum of two hours between connecting flights. Keep in mind that if your incoming flight is late and you barely make the connecting flight, it is likely (unless you make special arrangements with the airline) that your luggage will miss the connecting flight.

Be certain that the airline agent tickets your baggage to the final destination. If unsure, ask.

Go to the baggage claim as soon as possible after you land. If your baggage doesn't arrive, refer to page 70 for "Lost or Damaged Luggage".

Food and Water

There may be long stretches between the airplane and Ahmednagar when you won't have access to first-class hotels or restaurants. Because



sanitation standards in India aren't always the same as those in the West, it's a wise precaution to pack some food and water in your hand-luggage. Bottled mineral water is readily available in Indian cities. Tap water is not safe to drink. Bring one or two snacks for each day of travel en route, and enough light meals to feed yourself if you plan to travel long distances by train or bus.

- Carry a canteen or plastic water bottle, and fill it with drinking water on the airplane before you leave.
- Bring snack foods that don't spoil easily, like granola bars, dried fruit and nuts, cheese and cracker packages, and the newer types of juice drinks packed in foil bags or cartons. Small tins of meat, fish, or cheese are also useful.
- Other handy items are a can opener, bottle opener, plastic straws, pocket knife, fork, spoon, cup, and pre-packaged moist towelettes.

Protecting Valuables

When traveling, you run a greater risk of your valuables being lost or stolen. If you are tired and in unfamiliar surroundings, you may be less alert than you otherwise would be at home.

To protect against loss or theft, remember to keep the following items with you at all times:

- Passport
- Airline tickets
- Traveler's checks
- Cash
- Credit cards

Keep only as much cash in your wallet as you need for the day's expenses. Keep the rest of your cash, documents, and valuables in a safe place — a second wallet inside a zippered compartment in your shoulder bag or hand-luggage, for example, and hold on to the bag itself quite firmly. Remember that thieves can cut the straps and snatch a bag that dangles behind you. The safest method is to carry a money belt — any sort of pouch or zippered bag that straps around your waist under clothing. Never keep any of your valuables in trouser or jacket pockets.

To avoid continually producing your passport and other travel documents (and risking their accidental loss), consider using the form we've provided at the back of this booklet. When checking into hotels, for example, it isn't always necessary to actually show your passport—just to write down the information from it. So use the form to record pertinent data from your passport, visa, airline tickets, traveler's checks, and so forth. You can also make extra copies of the form to give to those at home as a backup in case of emergency.

Jet Lag

Not only will you be traveling a long distance from home, but you'll also be traveling through a number of time zones. The difference between the time at home and the time in India may be as much as twelve hours.

Your body has its own internal "clocks" and rhythms. If you drastically change them, you cause extra stress to your body - the feeling of fatigue called "jet lag." Research shows that you may take more than a day per time zone to adjust completely to the new time. That means that it may take you up to a week once you reach India to feel like your old self again.

Here are some suggestions from experienced travelers to protect against the stresses of travel and jet lag:

- Take extra vitamins and mineral supplements before leaving and throughout your trip. Your body will require extra amounts, especially of vitamins B and C.
- Get plenty of rest and sleep before you leave. Last-minute packing and good-byes can be tiring. Try to save the last day for nothing but rest.
- To prepare yourself psychologically, set a watch or travel clock to Indian time. See the time zone chart later in this booklet.
- On the plane, avoid large quantities of coffee, tea, soda with caffeine, and alcohol (twice as strong at high altitudes). But do drink plenty of extra fluids. Airplane cabin pressure causes dehydration.
- When you get to Bombay, you still have some distance to travel. Plan to rest at least 12 to 24 hours in Bombay or Pune.
- Once you reach Ahmednagar, don't push yourself. Start out slowly and take a day or so to rest and recuperate.

A number of Baba followers have tried the "anti-jet-lag diet" developed by the Argonne National Laboratory for the U.S. Army. The technique involves the use of carbohydrates, proteins, activity, light, and methylated xanthines to reset body clocks. For more information, see Overcoming Jet Lag by Dr. Charles F. Ehret (New York: Berkley Books, 1983).

CHECKLIST OF USEFUL ITEMS

Essentials

- () Airline ticket(s)
- () Passport
- () Visa
- () Reservations
- () Traveler's checks, cash and/or credit cards
- () Copy of passport, visa, and ticket
- () Identification and/or credit cards



Clothing

- () Underwear/socks
- () Pyjamas/nightgown
- () Robe
- () Shirts, blouses
- () Dresses or skirts
- () Trousers
- () Shoes or sandals
- () Scarf or shawl

Toiletries

- () Toothbrush and dental supplies
- () Soap
- () Shampoo
- () Shaving supplies
- () Deodorant
- () Feminine sanitary supplies
- () Toilet paper
- () Tissues
- () Washcloth or disposable moist towelettes
- () Dry skin lotions and lip balm

Required items

- () 3 photos for registration
- () Flashlight and batteries
- () Hat
- () Sweater or jacket
- () Rainwear (if necessary)

Medicines


- () Prescription drugs
- () Copy of prescriptions
- () Extra eyeglasses or contact lenses
- () Medicine for constipation and/or diarrhea
- () Medicine for motion sickness
- () Eye drops
- () Vitamin/mineral supplements
- () Acidophilus tablets

Miscellaneous

- () Sunglasses
- () Baba button
- () Film shield
- () Extra suitcase keys
- () Canvas or nylon bag
- () Plastic bags
- () Travel clock or watch
- () Notebook or journal
- () Address book
- () Stationery supplies
- () Scissors and scotch tape
- () Sewing kit
- () Footcare supplies
- () Laundry soap
- () Insect repellent
- () Ear plugs
- () Bottle opener, pocket knife
- () Dust masks
- () Bungie Cord

Bombay (Mumbai)

Bombay is the destination of most international flights to India. It is also known by its Marathi name, Mumbai. Sometime in the future the name may be officially changed. Those flights arrive at the new international terminal in Sahar, about sixteen miles north of downtown Bombay. The old terminal near the Centaur Hotel in Santa Cruz now handles only domestic flights. The terminals are also called Terminal I (national or domestic) and Terminal II (international).

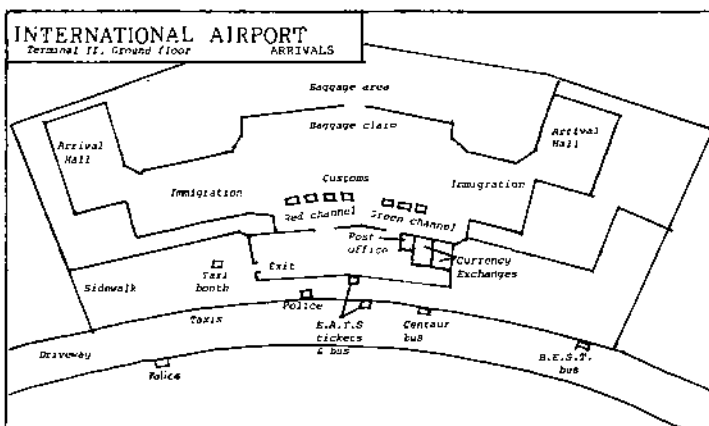


AT THE INTERNATIONAL AIRPORT

Immigration

As your flight approaches Bombay, you will receive a disembarkation card to be filled out before landing. The term "port of embarkation" on the card refers to the city in your own country where the international flight originated. The form also asks for the city where the passport was issued, usually stamped on the photograph as part of its validation.

At the airport, you will enter an immigration area. Stand in line for the appropriate counter and keep your passport, disembarkation card, and health documents (if any) ready for inspection. The immigration officer will stamp your passport and keep the lower part of the disembarkation card.



*This is the floor plan of one of the two modules at the International Airport.
Your flight may arrive at a different one.*

Since mistakes can happen, make sure the customs official dates and stamps your passport properly. A visa isn't valid unless it is dated and stamped here.

Customs

Next, you'll enter the baggage and customs area. Trolleys (rolling metal carts) are available, free of charge, to carry your luggage. You'll see two sets of counters:

- Green channel - for passengers with no duty to pay
- Red channel - for passengers with duty to pay or with unaccompanied baggage (baggage shipped other than on your flight)

Proceed to the appropriate counter. As a tourist, you'll probably use the green channel. If you need further help, customs officials are available.

The customs officer will ask if you have anything to declare. If you are bringing in foreign currency valued at more than U.S. \$1000, or the equivalent, you will be asked to declare the amount on a currency declaration form. If the officer asks if you have a camera, tape recorder, or radio, and you have such items, explain that you are using these items on your tour and will take them out of India when you leave. The customs officer may record certain expensive items on a tourist baggage re-export (T.B.R.E.) form and write the form identification number on your passport. This is to prevent you from selling or leaving the items in India.

If you should receive either of these two forms, make sure that you don't lose them. (In the unpleasant event that any of the items or your currency is lost or stolen, report the loss to the police immediately and get a certificate stating that you have done so. Otherwise you will be charged customs duty, plus penalty, when you leave the country.)

The T.B.R.E. form is especially important if you plan to leave India from a city other than the one where you entered.

Currency Exchange

Just outside customs are the currency exchange counters. Change as much money here as you will need to get to Ahmednagar. The suggested minimum amount is at least U.S. \$100, or the equivalent. Get at least Rs. 100 in small bills (in denominations of 1, 5, and 10 rupee notes). You'll need these for porters, taxis, and buses. Before leaving the counter, count your money quickly and put most of it away in a safe place. Keep a smaller amount handy.

Per Meher Baba's instruction, exchange money only through authorized dealers, such as banks or currency exchanges. Selling money to an unauthorized person (changing money on the black market) is not only illegal, but also involves the risk of receiving counterfeit money (Selling personal possessions like cameras or watches on the black market is also illegal.)

Save your receipts from all currency exchanges. You may need them later to change your unspent Indian rupees back into your own country's currency when you leave. If any business asks to keep your encashment receipts, request that they make a xerox. You are entitled to receive them back.

Other Facilities

Porter service. THERE IS NO LONGER ANY PORTER SERVICE, ONLY LUGGAGE TROLLEYS. However, you may use the luggage trolleys as far as the sidewalk without a fee.

Telephones. Public telephones are located in the airport foyer. Local calls require exact change — a one rupee coin. The telephones follow the British system. First, dial the number you want. As soon as someone answers, you'll hear a beeping sound. Immediately insert the correct coin and begin speaking.

Post office and telegraph. A postal and telegraph office is located just outside customs.

Tourist information booth. A booth is located in the customs area for travelers with customs and transportation questions.

Restaurant. First-class restaurants are located on the floor above the mezzanine, near the departure area. They are open twenty-four hours a day, seven days a week. There is an elevator just outside the customs area to the right.

Drinking water. Although the airport provides drinking water in stands, it is not recommended for Westerners.

Hire car counter. You can hire private cars.

Left Luggage. Both the International Airport and the Domestic Airport have facilities for storing baggage. They are called "Left Luggage" and are located outside the terminals across the street.

A REMINDER

Keep in mind that you are probably at your most vulnerable point while leaving the airport in Bombay after your arrival. You may be tired and mainly concerned with ongoing transportation. Most international flights arrive late at night and the environment may be new to you. It never hurts to exercise a little caution. As in any large airport, there may be people attempting to take advantage of passengers.

Here are a few tips to help avoid difficulties.

You may be approached by people offering help with your luggage, giving you information about hotels, etc. You need not respond to them. Use your judgement and be firm.

Outside the airport, do not give anyone your airline ticket, passport, etc. There have been instances where individuals posing as officials have stolen traveler's documents.

Watch your luggage carefully as it is loaded into the taxi and keep count of the number of pieces. You should make a note of the license number of the taxi or rickshaw, in front of the driver. Be certain that your luggage is securely tied down if it is placed on the overhead luggage rack or if the trunk does not close properly.

When giving money directly to taxi drivers, you may wish to verify the amount with them by counting it out aloud to him. This lessens the chances of a dispute later on.

LOCAL TRANSPORTATION

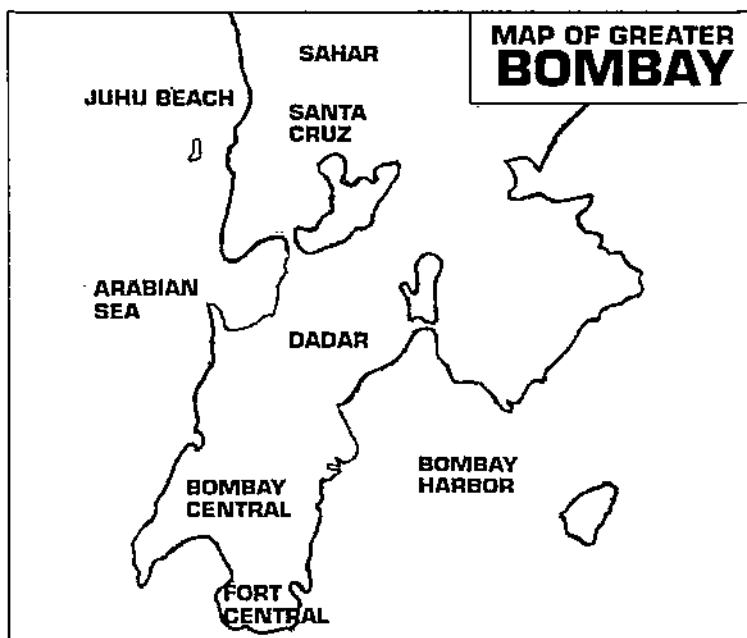
As you come out of the airport terminal, you will see a taxi stand on the right and a number of buses on the left. The buses are a very inexpensive way to travel from the International Airport to the Domestic Airport or to the Fort (central business) area of Bombay. For your own protection, pay no attention to anyone who volunteers to carry your luggage or to help you find a taxi or hotel. Seek help only from police.

Taxi

For the newcomer and those with luggage, taxis are the recommended way to travel around Bombay. Taxi drivers charge a fixed rate based on the taxi meter reading, plus a surcharge for increased petrol cost. (Each driver carries a taxi tariff card showing the surcharge amounts.) The fare covers everyone in the taxi, up to four passengers. Tipping is not necessary. Luggage charges are approximately Rs. 3-5 per bag.

At the International Airport, taxi lines are long and force drivers to wait a long time before getting passengers. In practice, taxi drivers at the airport have ignored the tariff card and tried to make up for their long wait by charging two or three times the correct amount. Be alert.

Because of this, the government has instituted a number of different plans to assist travelers to obtain taxis at the airport for fixed rates. Currently you pay for taxis in advance at a booth just outside the airport exit. Check with any policeman as you leave the airport. Fixed rates are posted, and you pay any luggage charges (approximately Rs. 3-5 per bag) at this time. You then take your receipt to a policeman who calls a taxi and confirms your destination.



If this system is not available, the best method to get out of the airport is first to catch a bus to one of the hotels, and then to take a taxi from there to your destination. The Centaur Hotel, for example, has its own list of suggested taxi rates posted near the entrance. You can also ask the hotel to suggest a reliable taxi driver.

At the same location as the taxi stand/counter, you may also hire a taxi which will take you to Pune or Ahmednagar. Be aware that from this point, it is considerably more expensive, possibly three times as much as the taxi from Bombay mentioned on page 33.

Private Car Hire

Whenever you hire a car, other than from regulated taxi stands where the rates are fixed, you can pay up to three times as much as the regulated price. For example, this happens frequently when you call for a taxi from your hotel.

Below are approximate distances and travel times from the International Airport to several major areas of Bombay:

<u>Destination:</u>	<u>Distance:</u>	<u>Travel time:</u>
Santa Cruz	7 km	10 minutes
Juhu Beach	12 km	20 minutes
Dadar	17 km	30 minutes
Bombay Central	22 km	40 minutes
Fort (downtown)	32 km	45 minutes

Hotel Buses

The Leela Kempinski and Centaur Hotel. The Leela Kempinski and Centaur provide free buses from the International Airport to the hotels. A second bus at the hotel takes passengers to the Domestic Airport. The bus is for hotel guests, but will take others, as space permits. Both buses run frequently day and night.

Hotel Transit and the Hotel Airport Plaza. The Hotel Transit and the Hotel Airport Plaza provide a 24-hour courtesy coach for hotel guests.

Airport Coach Service

The E.A.T.S. (Ex-servicemen's Airlink Transport Services) buses provide an inexpensive way to get from one airport to the other, to the Air India building in the Fort area downtown, and possibly other places on request. Make sure you get on the proper bus - either the one to the Domestic Airport or the one to the city.

ACCOMMODATIONS

Check-in Time

For most of the hotels in this section, check-in time is from noon to noon. For example, if you check in at 8:00 am and check out at 10:00 pm on the same day, you are charged for two days. A few airport hotels, such as the Centaur, have no fixed check-in time and base their rates on a 24-hour period from the time you check in. Unless you know otherwise, consider all hotels as the noon-to-noon type.

Late check out. Sometimes hotel clerks will allow you to stay a few hours beyond noon without charging you for an extra day. However, you must arrange this in advance. Another alternative is to ask the bell captain to store your luggage for a few hours after you have checked out of your room. Most bell captains will do this for a service charge.

Temporary Wait

Sometimes a traveler needs to spend only a few hours or part of a day in Bombay. For example, you might arrive early in the morning and need to make connections for Pune or Ahmednagar later in the day. If you don't want to wait at the airport, take the hotel bus or a taxi to the Leela

Kempinski or the Centaur. Find the bell captain and ask to leave your luggage with him temporarily. There is a small charge per bag for this service. Be sure to obtain a receipt.

The advantages of the Centaur Hotel are its location near the Domestic Airport and its 24-hour check-in policy. The lounge and the coffee shop are also convenient places to wait for the flight to Pune, if you have several hours.

In addition to fine restaurants, the Leela Kempinski offers a Health Club which is open from 7:00 AM to 9:00 PM. It is currently open to non-guests and is an inexpensive way to shower and rest without checking into the hotel.

Sahar Area (near International Airport)

The Leela Kempinski, (formerly known as the Leela Penta Hotel) near the International Airport, is the recommended five-star hotel. Although more expensive than the other supposedly five-star hotels in the area, it maintains considerably higher standards than its competition. It is owned by Lufthansa. Half day rates are available on a non-reservation, space-available basis. Please note that the Leela Kempinski is no longer a 24-hour hotel. Check out time is 12:00 noon.

Leela Kempinski Hotel

Sahar,

Bombay 400 059

Tel. 636-3636

Telex. 79236/79241

KEMP-IN Telefax 636-0606

Silver Inn, Moderately priced

147 Marol Marhoshi Road

Andheri E. .

Bombay E.

Bombay 400 059

Phone 637-4037, 632-6392

Kumaria Presidency, Facing International airport, moderately priced

Andheri Kurla Road

Moral Naka

Bombay 400 059

Phone: 6323534

Santa Cruz Area (near Domestic Airport)

Avion Hotel. This moderately-priced hotel is located behind the Centaur. Room rates also cover a 24-hour period from time of check-in.

Avion Hotel

Bombay Airport

Nehru Road

Bombay 400 057

Phone:612-3902, 612-1467, 612-1348

Moderate rates

Centaur Hotel. This four-star hotel is located across from the Domestic Airport in Santa Cruz. Free bus service takes guests to and from the hotel to both airports. Room rates cover a 24-hour period from the time you check in. The hotel has several fine restaurants, including a 24-hour coffee shop.

Centaur Hotel
Bombay Airport
Bombay 400 057
Phone: 612-6660
Cable: CENTAUR
Telex: (011) 4971 CHTL
5-star hotel, luxury rates

Hotel Transit. Another less expensive but plainer airport hotel. Room rates are based on a 12-noon check-in time. Twenty-four hour coach service takes guests to and from the hotel to both airports. Showers are provided, but no baths.

Hotel Transit
Bombay Airport
Off Nehru Road
Vile-Parle (East)
Bombay 400 057
Phone: 579-335, 579-336, 571-087
Moderate rates

Hotel Airport Plaza. This three-star hotel is located to the right of the Centaur Hotel. It provides all the services needed, including a restaurant and transportation to both airports. Although slightly more expensive than the other moderately priced hotels, it offers better service and facilities than its competitors. Check out time, however, is 12:00 noon.

Hotel Airport Plaza
70-C, Nehru Road,
Vile Parle (East)
Bombay 400 099
Phone: 6123390, 6130566 through 69
Telex: 011-71365 PLZA IN
Cable: Hotelplaza
3-star Hotel, Moderate rates

Hotel JAL
Nehru Road
Vile Parle (East)
Bombay 400 057
Telephone: 6123820
Cable: HOTEL JAL
Telex: 011-71037 JALIN
Moderate Rates
Located behind the Centaur Hotel

Retiring Rooms at the Domestic Airport. These are available for airline transit passengers only in conjunction with domestic flights, i.e., someone proceeding on their journey within 24 hours, with an OK confirmed ticket. No guests are allowed in the rooms. The rooms are clean, but available only on a non-reservation basis at budget rates. Registration for the retiring rooms is at the office of the AIRPORT MANAGER which is open 24 hours. (See the Domestic Airport diagram for the location of this office.) The rooms are located upstairs, but you must first check in at the office of the AIRPORT MANAGER.

Juhu Beach Area

Juhu Beach is along the Indian Ocean, away from downtown Bombay but reasonably close to both airports. Assume a 12-noon check-in time for the hotels below. Inquire at the airport whether any of these hotels provides special bus service.

Juhu Hotel

Juhu Beach

Bombay 400 049

Phone: 571-401 through 571-406

Cable: SANDYBEACH

Luxury rates

Sun-N-Sand

39, Juhu Beach

Bombay 400 049

Phone: 571-481

Cable: SUNANDSAND (SZ)

Telex: (011) 3282

Luxury rates

Hotel King's International

5, Juhu Tara Road

Bombay 400 049

Phone: 621-803, 621-659, 629-775

Cable: KING'S JUHU

Moderate rates

Coach service available

South End Hotel

11, Juhu Tara Road

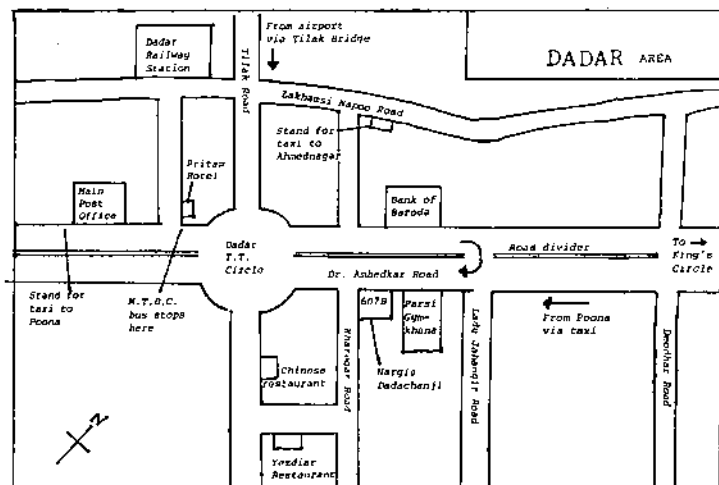
Bombay 400 054

Phone: 537-421

Moderate rates

Dadar Area

Dadar in the north of Bombay is the area where Manzil-e-Meem was located. The Bombay-Poona taxi stand is here, as well as stops for both the railway and luxury bus.



Fort (Downtown) Area

The Fort is the central business area of Bombay where many airline offices, hotels, the V.T. railway station, and the M.T.D.C. luxury bus service are located. Assume a 12-noon check-in time for the hotels below.

The Ambassador. Another large hotel in the downtown area. It also has several restaurants, including a 24-hour coffee shop.

The Ambassador Bombay
Churchgate Extension
Bombay 400 020
Phone: 291-131
Cable: EMBASSY
Telex: AMBA-in 011-2918
Moderate rates

Chateau Windsor Guest House. This budget hotel is conveniently located to the right of the Ambassador Hotel.

Chateau Windsor Guest House
86, Veer Nariman Road,
Churchgate,
Bombay 400 020
Phone: 204-3376

Fernandes Guest House. This budget guest house is located in a business district near the Fort (Downtown) area. At night, due to its location, it is often difficult to find taxis near the guest house.

Since some walking may be necessary at night, this accommodation is not recommended for women. It is located on the third floor and the lift operates only between 9:00 AM and 5:30 PM, with no service on Sundays or holidays. There are no attached bathrooms. The sign on the ground floor reads "J.X. Fernandez", with no further identification as a guest house. Despite its drawbacks, this is the most inexpensive place to stay in Bombay which we recommend.

Fernandes Guest House
Balmer Lawrie Bldg. 3rd Flor,
5, J.N. Heredia Marg
Ballard Pier,
Bombay 400 038
Phone (022) 260554

Hotel Oberoi Towers. The Oberoi Towers is a five-star hotel near the Air India and Indian Airlines downtown offices. It has six restaurants, including a 24-hour coffee shop.

Hotel Oberoi Towers
Marine Drive
Nariman Point
Bombay 400 021
Phone: 202-4343
Cable: OBHOTEL
Telex: 4153, 4154
5-star hotel, luxury rates

Ritz Hotel. Luxury rates
5, Jamshedji Tata Road,
Bombay 400 020
Phone: 220141
Telex: 011-2520
Cable: RITZ

Sea Green Hotel
145, Marine Drive,
Bombay 400020
Phone: 222294, 222364, 222235, 222386
Gram: SEAHOTEL
Moderate Rates

Sea Green South Hotel
145-A, Marine Drive
Bombay 400 020
Phone: 221613, 221662
Gram: HOTEL SOUTH
Moderate rates

Cable: PALACE
Telex: 11-6175 TAJB IN
5-star hotel, luxury rates

Y.M.C.A. International House. This guest house is actually located north of the Fort in the Bombay Central area. It is also open to both men and women. The hotel desk clerk can arrange taxi service at night with reliable drivers. Follow the suggestions above to obtain reservations.

Y.M.C.A. International House
18, Y.M.C.A. Road
Bombay Central
Bombay 400 008
Phone: 891-191, 370-601, 891-262
Cable: MANHOOD
Budget rates

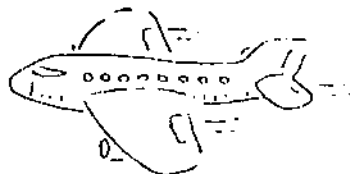
Y.W.C.A. International Centre. An extremely popular budget-priced hotel, open to both men and women, within walking distance of most airline business offices. However, it is not open to single men, only men who are part of a couple or family. Check-in time is 12-noon, but a waiting room is also available. The hotel desk clerk can arrange taxi service at night with reliable taxi drivers. Reservations are difficult to obtain. Write at least one month in advance and include at least Rs. 200 (single) or 500 (double) by personal check, registered mail. If you are planning to stay at this guest house on your way home, you may wish to pay in advance to ensure a guaranteed reservation for your return. Includes continental breakfast & dinner.

Y.W.C.A International Guest House
18, Madame Cama Road
Fort, Bombay 400 039
Phone: 202-5053, 202-0445, 202-0598
Cable: MAIDENS
Budget rates

Hotel Discounts

The following hotels have been known to give discounts to lovers of Meher Baba. Therefore, you should first inquire with the management whether or not a discount is offered:

- Leela Kempinski
- Centaur Hotel
- Ritz Hotel



TRANSPORTATION TO PUNE

Meet & Assist

There is a new service available to assist Baba lovers with their travel arrangements from Bombay to Pune or Ahmednagar. The Vazifdar family in Bombay has offered to arrange for first class train tickets or a chauffeured

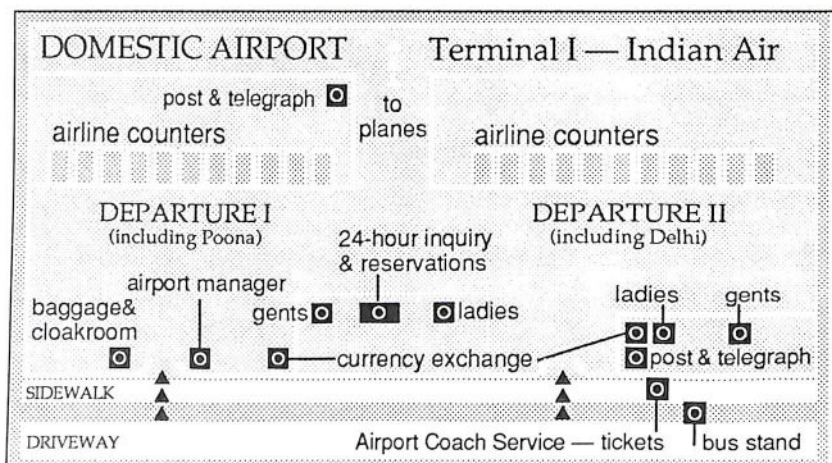
private car or van with or without air conditioning. Passengers will be met at the airport and escorted in the private vehicle either to a hotel or train station as required. For complete details and expenses write well in advance to:

Mr. Danesh Vazifdar
 23, Khushnuma Apartments
 29A Carmichael Road
 Bombay 400 026
 India
 Phone: 4940047 or 4943030

From the U.S. dial direct 011-91-22-4940047 or 011-91-22-4943030. From other countries contact your international operator for the correct dialing codes. Two weeks advance notice is required to make the necessary arrangements.

Please include your flight number, your time of arrival, i.e., all pertinent details of your itinerary. Please also include not only your complete home address but your home and/or work telephone number with area code in case it is necessary for you to be contacted by telephone.

If you wrote a letter and do not receive a confirmation of receipt of your letter before departure, then please telephone directly.



Indian Airlines

(As of this printing, there are no Indian Airlines flights to Pune. However, it is assumed that eventually these will be resumed. Hence the following information is given.)

Flights are crowded. You should make advance reservations and purchase your ticket before leaving the West. Be aware, though, that flight times change often without notice. Upon landing in India, reconfirm your reservations and double-check your departure time as soon as possible

with Indian Airlines.

Make sure you allow at least four hours between the scheduled arrival of your international flight and the Indian Airlines flight to Pune. International flights are often late, and it takes time to go through customs and get from one airport to the other. Check in at least 90 minutes before your flight. If you miss it, you can only get your money back if you have purchased your ticket in the West, by obtaining a refund from your travel agent. If you miss a morning flight, it may be difficult to get reservations for an evening flight on the same day. Consider resting in a Bombay hotel and traveling on to Pune and Ahmednagar the next day.

In addition to Indian Airlines, two smaller airlines, Vayudoot and Continental, fly daily to Pune. They are generally not recommended.

It is advised not to rely completely upon your travel agent in making reservations for flights within India, i.e., re-confirm your reservations directly with the airline yourself. This is particularly true with Indian Airlines for the Bombay-Pune flight. Travel agents in the West are not often aware that reservation requests made to Indian Airlines for the Bombay-Pune flight are frequently not responded to properly. Therefore, do not rely upon your travel agent in confirming your Bombay-Pune flight reservation. Telephone the office of the international airline on which you are traveling to Bombay and re-confirm the Bombay-Pune flight yourself. It is not enough to have a ticket.

Domestic airlines are well-known for cancelling flights at the last minute, as well as for changing flight schedules frequently, thus departing earlier than the time indicated on your reservation. Their flights are frequently over-booked and they may even cancel your reservation, if there are many people waiting for the flight ahead of you. It is never too early to get into the line at the ticket counter. An hour before departure is the minimum. Be prepared to make alternative travel plans to Pune, if you miss your Indian Airlines flight.

In the event you need to stay near the Domestic airport while waiting for your flight to Pune, please refer to the note concerning the Retiring Rooms at the Domestic Airport. (see above, page 27)

The Domestic Airport has free trolleys for luggage. Porters dressed in blue uniforms will carry your luggage for a fixed rate per bag. Luggage may also be checked at "Left Luggage" while you wait for your flight. To inquire about available seats or reconfirm a ticket, consult the 24-hour reservations counter.

Bombay-Pune Taxi

[Not recommended during monsoon season (June-September)]

Regular taxi service is available from Bombay to Pune twenty-four hours a day, seven days a week. Travel time is approximately 4 1/2 to 5 1/2 hours.

Be aware that taxis travel to Pune on steep, winding roads through the mountains — probably the least safe and comfortable alternative available. The condition of the roads between Bombay and Pune has worsen in

recent times. It is recommended to avoid driving to Pune, if possible. Taxis leave from a stand in the Dadar area at the post office, located near the Pritam Hotel. Reservations are not necessary. The ticket seller sells four individual seats per taxi on a space-available basis. You can request a particular seat. (The front seat is most comfortable.) Usually you need wait only 15-30 minutes for a taxi to acquire four passengers and leave.

The taxi arrives in Pune in front of the railway station. As it enters Pune, it passes within one block of the Shivaji Nagar bus station. If you are planning to take a bus from Pune to Ahmednagar immediately, you'll need to leave from this station. The taxi driver will drop you off there if you offer him a little extra for this service.

Railway

The most scenic and safest way to travel from Bombay to Pune is a first-class seat on the Indian railway. Travel time is four to six hours. Trains originate from V.T. (Victoria Terminus) Station in the Fort area. Tell the taxi driver to take you to "mainline" at V.T. Station. These are the trains leaving Bombay, as compared to the local lines. Trains also pass through Dadar, but they are usually full by the time they get there. Recommended trains are listed below. (All trains leaving Bombay have the word Down after the train number; those traveling in the opposite direction toward Bombay have the word Up.)

The trains are very crowded nowadays, as there are no Indian Airlines flights to Pune. If you cannot purchase a reservation in first class, you might consider travelling second class. Passengers will move closer together on the second class benches to give you a seat.

Never give money to anyone to buy a ticket for you. If the trains are full and someone says they can help you, even if they have some sort of official badge or identification, do not give them money directly. You can let them help you, but follow them keeping your money with you, and only hand over the money when you can see you are getting the train ticket.

As in all situations, examine the ticket carefully to make sure you are getting what you paid for, i.e., a 1st class ticket as compared to a 2nd class ticket. Also look at the date and the train number.

<u>Train Name</u>	<u>Number</u>	<u>Leave Bombay (approx.)</u>
Indrayani Express	2133 Down	6:00 AM
Deccan Express	1007 Down	6:45 AM
Bombay-Bangalore Vdyan Express	6529 Down	7:45 AM
Bombay-Miraj-Koyna Express	7307 Down	8:30-9:30 AM
Bombay Hyderabad Express	7031 Down	Noon-1:00 PM
		(advanced reservations not necessary)
Sinhagad Express	1009 Down	2:00-3:00 PM
Deccan Queen Express	2123 Down	5:00 PM

The train to Poona is crowded, but advance reservations are usually not

necessary. However, even if you don't have a reservation ahead of time, make sure to buy both a ticket and a seat reservation at the station. The ticket gets you on the train. The seat reservation gives you a specific seat. Otherwise you may have to stand for the entire journey. See "More about Railways" for maps and further details about this procedure. Porters dressed in red shirts and numbered arm bands will carry your luggage for a small charge per bag.

Advance purchase of train tickets

The Government of India Tourist Office sells train tickets known as Inrail Passes. The charges are based on the length of time for which the ticket is valid. A one day pass which would allow travel from Bombay to Pune costs four times the actual ticket cost if purchased in Bombay. At this time, the only available information is for purchase of the Inrail Pass in the U.S. However, this service is available in other countries.

From U.S.A.

Govt. of India Tourist Office
30 Rockefeller Plaza
15 North Mezzanine,
New York, NY 10112

Also available through the following travel agent:

Hari World Travels, Inc.
30 Rockefeller Plaza (between 49th & 5th Ave.)
Shop #21, North Mezzanine,
New York, NY 10112
Phone: (212) 957-3000
Telex 4952383, Fax (212) 957-7921

TRANSPORTATION TO AHMEDNAGAR

Taxi

Not recommended during monsoon season (June-October)

You can hire a taxi to take you directly from Bombay to Ahmednagar at the Bombay-Nasik taxi stand near the Dadar railway station on Lakhamsi Napoo Road. (This is different from the Bombay-Pune taxi stand mentioned earlier.) You can either hire the entire taxi (four seats) directly to Ahmednagar, or you can travel with the other passengers to Pune and then hire the entire taxi from there. Travel time is ten hours. Approximate cost is Rs. 750-850.

M.T.D.C. Luxury Bus

The Maharashtra Tourist Development Corporation (M.T.D.C.) provides air-conditioned luxury bus service from Bombay to Aurangabad, with a stop en route in Ahmednagar. Travel time is about 10 hours from Bombay

to Ahmednagar. Although this popular tourist bus is often full, you can sometimes get reservations either the day before or the day you wish to leave Bombay. Call or go to the M.T.D.C. office for reservation information.

Maharashtra Tourist Development Corporation, Ltd.

Tours Division

Madame Cama Road (opposite Life Insurance Corp. building)

Fort area, Bombay 400 020

Office hours: 8:30 am to 8:00 pm

Phone:241-762, 241-713, 241-784

The bus leaves the M.T.D.C. office in the evening. It also stops for passengers at the Pritam Hotel in Dadar. Seats are available occasionally without reservations. If you don't have a reservation and are staying in either the Dadar or Fort areas, you can go to the M.T.D.C. office or the Pritam Hotel and take a chance on boarding the bus.

In Ahmednagar, the bus stops at one of the local hotels before sunrise. See "Early or late arrival" in the Ahmednagar chapter for advice on where to wait until daylight. Because of the unusually early arrival time, the M.T.D.C. luxury bus is not recommended for newcomers or for women traveling alone.

Railway

The Indian railway is an inexpensive way to travel directly to Ahmednagar. Travel time is ten to twelve hours. Trains leave V.T. station in the Fort area twice a day, and sleeping berths are available. Women, however, should not travel alone on the evening Calcutta Mail. Be sure to purchase both a ticket and a seat reservation. As only second class is available on this train, it is not recommended if you are new to India or have a great deal of luggage.

<u>Train Name</u>	<u>Number</u>	<u>Leave Bombay (approx.)</u>
Bombay-Calcutta Mail	3004 Down	7:10 pm (2nd class only)

Advanced reservations are usually required for travel to Ahmednagar. If traveling via the Bombay-Calcutta Mail, check carefully that you are in the correct carriage. Only one, the carriage closest to the engine at the far end of the platform, travels to Ahmednagar. Shortly after midnight in Manmad, it is disconnected from the train and later attached to another train continuing on to Ahmednagar. The stations immediately preceding Ahmednagar are Rahuri, Vambori, and Vilad.

At the Ahmednagar railway station, rickshaws are available to take you into town. See the Ahmednagar chapter for advice on arriving at these early and late hours.

Hired Car

The Government of India Tourist Department provides a tourist car service. The charge is based on a kilometre rate, an overnight charge for the driver, plus half charge for returning empty. Air-conditioned cars are

available. Inquire at the tourist counter in the International Airport or at any of the major hotels. Travel time to Ahmednagar is approximately ten hours. The first portion of the trip is via Pune on the same steep, dangerous roads mentioned earlier.

HEALTH TIPS

- Drink only bottled water that has been both boiled and filtered. (Don't drink any tap water, or even use it to brush your teeth.) National brands of soft drinks (like sparkling mineral water, Limca, Gold Spot, or Thumbs Up) are also acceptable. Make sure the seal on the bottle is intact and opened in your presence. Carry a canteen if you plan to travel long distances by train or bus, or buy bottled mineral water.
- Do not take tea, coffee or unsealed drinks from dispensers. Though the drinks may be fresh, these machines may not be properly cleaned.
- Eat only at 5-star hotels or Grade I (first-class) restaurants. Signs indicating Grade I restaurants are posted near the entrance. Any of the restaurants listed in this guidebook is acceptable.
- Always wash your hands before eating, after using the toilet, and after rickshaw or bus rides. Microscopic organisms causing disease can also be carried by dust. Pre-packaged towelettes are handy when clean water isn't available.
- Avoid eating shellfish and seafood. Make sure any meat or poultry you eat is well-cooked. "More Fried" is the expression for well-done. This is used even when ordering something that isn't fried.
- Avoid ice in drinks; ice is made from the same water you're trying to avoid. Also, avoid ice cream and milk products.
- Avoid tea or snacks from street or railway vendors. Also not safe to eat are pan (chewable spices wrapped in betel leaf) and the seeds served at the end of meals in restaurants.
- Thoroughly wash and peel fruits and vegetables purchased in markets before you eat them. If possible, soak fruits and vegetables in a solution of potassium permanganate or salt for thirty minutes to kill any lingering sources of infection or parasites.
- Pre-packaged foods purchased from department stores like Spicers or Dorabjee's in Poona are generally safe to eat.
- Swim only in chlorinated hotel pools.
- Always wear shoes and promptly attend to any cuts, especially on your feet.
- If touring in other parts of India, be especially careful to avoid mosquito bites, which can cause malaria. Cover up after sunset, wear insect repellent, and use mosquito netting at night. To be effective, anti-malarial drugs must be taken continuously before you leave home until

six weeks after you return.

MISCELLANEOUS

Cultural Differences

- Because India is a conservative country, certain behavior which is accepted in the West is not appropriate there. For example, couples should not overtly express affection in public; men and women should dress modestly.
- Beggars abound in large cities. The best advice is just to ignore them.
- In answer to a direct question, Indians will sometimes shake their heads from side to side. This doesn't mean "no." It means "Yes, yes, I'm hearing you." It gives the strong impression of a yes answer without a definite commitment to it.
- Many Indian streets now have both vernacular and English names, which can be confusing if you are asking for directions. Signs may show the old names, and the names may even change after a few blocks. Taxi drivers and pedestrians may not know both names.
- Dates are written according to the European system - day first, then the month. Thus 6/7/85 is July 6, 1985, not June 7th. To avoid confusion, write out the name of the month when cashing travelers checks.
- In restaurants, ask the waiter to repeat your order verbally to avoid confusion. When asking for the check, refer to it as the "bill".
- Tipping taxi or rickshaw drivers is not necessary. Restaurant tips are usually included as a service charge in the bill. If not, a tip of 5-10% is appropriate.

Avatar Meher Baba Centre, Bombay

Visitors are always welcome at the Bombay Avatar Meher Baba Centre. The Centre is open each evening from 5:00 to 7:00 pm. Special meetings are held on Sundays from 6:00 pm to 8:00 pm.

Avatar Meher Baba Centre (Opposite Minerva Cinema)
Navyug Nivas, 3rd floor
Lamington Road
Bombay 400 007

Emergency Contact

Throughout this book you'll find addresses and phone numbers of people in a number of cities who have volunteered to act as emergency contacts for Baba followers. Please note that these contacts are for true

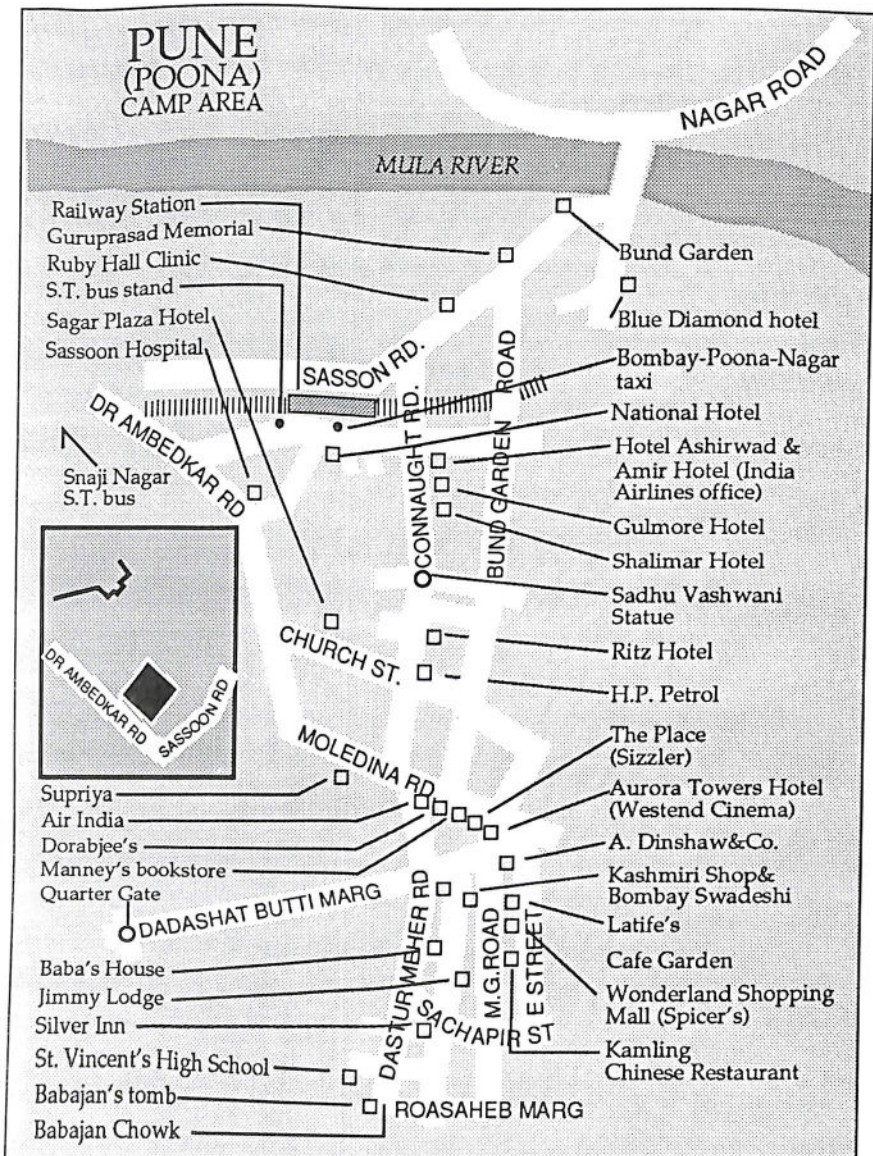
emergencies only where you are unable to seek help through other means, such as hotel desks, travel agencies, or tourist information centers. Please do not ask these people to make hotel or travel reservations for you, and do expect to be responsible for any necessary expenses. For information about medical facilities in Bombay or Pune, see the last chapter.

For emergency assistance in Bombay, contact:

Hoshang and Havovi Dadachanji
6, Motta Mansion, 2nd floor
Motibai Street (off Tardeo Road)
Bombay 400 007
Phone: 387-8924, 3884500

(Please do not call before 7:00 am or after 11:00 pm)

PUNE (POONA) CAMP AREA



Pune (Poona)

Pune (Marathi name for Poona) is a large city in the Deccan plateau, about 170 kilometres (106 miles) southeast of Bombay. No matter how you travel, the route passes through the ghats, the mountainous hill ranges surrounding Pune. The roads through the ghats are steep and winding, and the scenery is spectacular.

Pune has a long and proud history. During the 17th century the district was associated with Shivaji, the warrior who resisted Moghul expansion and helped to unite Maharashtra. (Shivaji is known to be one of Meher Baba's veiled minor incarnations.) During the British Raj, Pune was a British military post and popular vacation spot. It was there that Meher Baba was born, grew up, and became unveiled by the Perfect Master Hazrat Babajan. During the 1960s Pune was also the spot where Meher Baba spent the summer months and gave a number of darshan programs, including the 1962 East-West Gathering.

ACCOMMODATIONS

There are a number of hotels and guest houses in Pune in various price ranges. Rooms are sometimes available without reservations, but if possible, write ahead. Reservations are definitely required during racing season, July through October. Advance payment is not necessary.

Currently Pune has overbuilt in the area of hotels. Many of the new hotels which would normally charge luxury rates are competing by temporarily charging moderate rates. A careful traveler may benefit from the present situation. The following are recommended. Check-out time is 12:00 noon, unless otherwise indicated.

Hotel Amir. A large hotel near the railway station which contains the Indian Airlines offices. Check-out time is 12 noon. "Half-day" rates are available. There are three good restaurants and a few shops.

Hotel Amir
15, Connaught Road (Swami Vaswami Road)
Pune 411 001
Phone: 61841,2,3,4,5
Moderate rates

Hotel Ashirwad. A hotel located next to the Hotel Amir and near the railway station. The hotel is air-conditioned and contains a vegetarian restaurant.

Hotel Ashirwad
16, Connaught Road (Opp. Pune Railway Station)
Pune 411 001
Phone: 666142
Moderate rates

Aurora Towers Hotel. This new, five-star (yet currently moderately priced) hotel is conveniently located within walking distance of Baba places and the main shopping area in Pune. There is a restaurant in the hotel and the rooms on the upper floors have a lovely panorama of the city.

At the time of this writing the management offers a 10% discount on single rooms and 15% on double rooms to followers of Meher Baba, as well as help with onward travel plans to Ahmednagar or Bombay. As this is the newest hotel, it is very clean and pleasant. Generally the rooms are somewhat larger than the other similarly-priced hotels.

Aurora Towers Hotel
9, Moledina Road
Pune (M.S.) 411 001
Phone: 660130
Cable: "TOWERS" PUNE INDIA
Telex: 0145-547 MONAA IN
Luxury

Hotel Blue Diamond. An older, luxury hotel located a little distance from the main shopping area, with a very relaxed and generally quiet atmosphere. Currently it offers some economy rooms at the same moderate rates offered by the newer Pune hotels. It has several restaurants and a coffee shop, as well as a good book store. Currently this is the only described hotel in Pune charging the 20% expenditure tax. See note concerning expenditure tax on page 9.

Hotel Blue Diamond
11, Koregaon Road
Pune 411 001
Phone: 663775
Cable: BLUDIAMOND
Telex: 0145-369 Blue in, 0145-260 Blue in
Fax: (0) 212-666101
Luxury

Hotel Gulmohr. This small hotel is located near the Hotel Amir and the railway station. The hotel contains a small restaurant.

Hotel Gulmohr
15 A/1, Connaught Road (Sadhu Vaswami Road)
Pune 411 001
Phone: 661773
Cable: GULMOHR
Budget rates

Jimmy Lodge. This small guest house located near Meher Baba's house is popular and inexpensive. However, it has no attached bathrooms. Hot bath water is available only in the mornings. No towels are provided.

Jimmy Lodge
805 Dastur Meher Road
Pune 411 001
Budget rates

National Hotel. This is a popular hotel due to its location across from the railway station and the Ahmednagar taxi stand. Rooms may be difficult to get without reservations. The hotel serves only breakfast. Rates are figured on a 24-hour basis.

National Hotel
14, Sasoon Road (Opposite Railway Station)
Pune 411 001
Phone: 668054
Budget rates

Park Inn Hotel A converted residence near the Railway Station, in a five acre, park-like setting. Most rooms have attached baths and mosquito nets on the beds. Hot water is available only at certain hours and no towels are provided.

Park Inn Hotel
16, Bund Garden Road
Pune 411001
Phone: 660895, 669202
Budget rates

Hotel Regency. A recently refurbished luxury hotel which is currently charging moderate rates slightly lower than the other luxury hotels. It is located in a pleasant neighborhood, approximately one kilometer from the Pune Railway Station.

Hotel Regency
192, Dhole Palil Road
Pune 411 001
Phone: 669411
Cable: REGENCY
Telex: 0145 609 HOTR IN
Luxury

Ritz Hotel. A small hotel located between the railway station and Meher Baba's house. The hotel has a small vegetarian dining room.

Ritz Hotel
6, Connaught Road (Swami Vaswami Road)
Pune 411 001
Phone: 662995
Cable: RITZ
Budget rates

Hotel tej Regency Conveniently located on M.G. Road near shopping.

Hotel tej Regency
M.G. Road, 1
Pune 411001
Phone: 669251
Moderate Rates

Hotel Sagar Plaza. This is another luxury hotel currently offering moderate prices. It is conveniently located near the main shopping area. The rooms are pleasant, though not as large as some other hotels, and there are several good restaurants.

Hotel Sagar Plaza
1, Bund Garden Road (Next to Empire Cinema)
Pune 411 001
Phone 661880/661585/661534
Cable: STAYWITHUS
Telex.: 145-645 SAGR IN
Luxury

Hotel Shalimar. Another small hotel located next to the Gulmohr. The hotel does not have a restaurant.

Hotel Shalimar
12A, Connaught Road (Sadhu Vaswami Road)
Pune 411 001
Phone: 669320
Budget rates

Hotel Silver Inn. A medium sized hotel with elevator located between Meher Baba's house and Hazrat Babajan's Tomb. Hot showers available only in the mornings. Restaurant serves meals at all hours of the day.

Silver Inn
1973, Gafferbeg Street (Near Cantonment Market)
Pune 411 001
Phone: 640041, 641852
Budget rates

Y.M.C.A. Tourist Home. This budget accommodation is in a quiet, park-like neighborhood away from the noise of the shopping areas. Rickshaws may be difficult to find. However, it is a fifteen minute walk to the Camp area.

Y.M.C.A. Tourist Home
6, Arjun Marg (Opposite Race Course Office)
Pune 411 001
Phone: 665504, 665509
Budget Rates

The following hotels have been known to give discounts to Baba lovers. Therefore, you should first inquire with the management whether or not a

discount is offered:

Sagar Plaza
Aurora Towers Hotel
Hotel Amir

RESTAURANTS

Since some of the hotels and guest houses listed above do not contain eating facilities suitable for Westerners, the following Pune restaurants are recommended. Although some of these places serve light snacks during the day, the usual custom is to open only at meal times, generally 11:30 am to 2:00 pm for lunch and 7:00 pm onwards for supper. Always make sure that any meat you order is cooked medium to well-done.

Kwality Restaurant. A first-class restaurant specializing in Kebaba, barbecue and tandoori dishes on E Street across from Kamling Restaurant. The Permit Room in back is most pleasant for dining.

The Place (formerly the Sizzler). Located on Moledina Road near Mahatma Gandhi Road, this American-type restaurant serves both meat and vegetarian food.

Chinese restaurants. Chinese restaurants are generally a good choice in Pune. Especially recommended are the Kamling Restaurant on East Street and the Chinese restaurants in the Hotel Blue Diamond and the Amir Hotel.

Latif's. A good restaurant also located on East Street. It serves both meat and vegetarian food.

Supriya. A clean, reasonably-priced vegetarian restaurant located on Moledina Road two blocks from the Air India office. It remains open all day with snacks between the breakfast, lunch, and dinner meals.

Ritz Hotel. Located at 6, Connaught Road, the hotel restaurant serves only vegetarian food.

The Coffee House. on Moledina Road serves a good cup of coffee and a wide variety of vegetarian food. International and other long distance telephone calls may be placed inexpensively in the foyer.

LOCAL TRANSPORTATION

Indian Airlines Bus

Indian Airlines runs a bus between the Pune Airport and its business office in the Hotel Amir. Check with Indian Airlines for the exact schedules. Travel time is fifteen minutes.

Taxi

The taxis in Pune are reasonably priced. The fare into the city is slightly more than the bus or rickshaw. Based on the taxi meter reading, consult the driver's tariff card for current charges.

Rickshaw

This small three-wheeled black and yellow motorized vehicle is the best means of travel around Pune. Rickshaws hold two or three people and are less expensive than taxis. Like taxis, rickshaws have meters and use tariff cards depending upon the age of the vehicle. If you ask the driver to wait at any time during your trip, don't pay additional waiting charges. The meter automatically continues running and the charge is figured into the final rate.

There are two rickshaw rates, the day rate and the night rate. The night rate applies from midnight until 6:00 a.m. and is 50% more than the day rate. When in use, tariff cards which the rickshawallas show passengers generally have the day rates on one side and the night rates on the other. When checking the tariff card be certain that you are looking at the correct side for the time of day. Some rickshawallas have been known to cut off the top of the card with references to the day and night rates, hence trying to charge the night rate during the day.

MEHER BABA PLACES

While in Pune, you may wish to spend time visiting places associated with Meher Baba's life and work.

Meher Baba's House

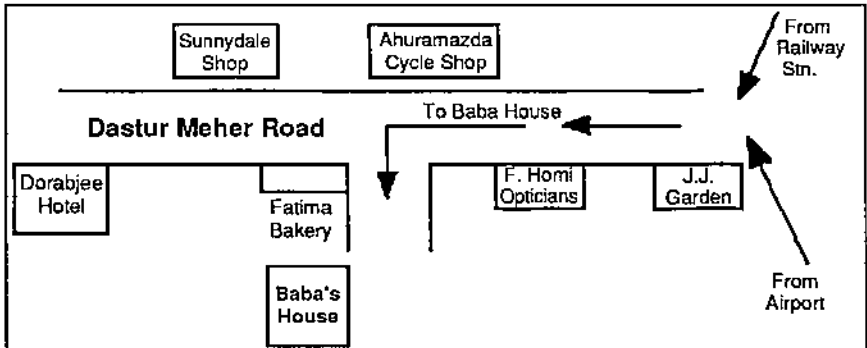
Down an alley off Dastur Meher Road is the home where Meher Baba and His family lived from 1918 on. The address is 765 Dastur Meher Road, and the alley is located to the left of Fatima General Stores and across from Ahuramazda Cycle Stores. Inside is a room (known as Baba's room) where Meher Baba kept Himself secluded after being unveiled by Hazrat Babajan. The room contains a number of personal items associated with Meher Baba's life. Baba's house is a private family residence, but Baba followers are welcome to visit Baba's room between 11:00 am to 1:00 pm and 4:00 to 8:00 pm.

Pumpkin House

Located diagonally across from Baba's house is the home where Meher Baba spent some of His childhood and boyhood until 1918. The house gets its name from a large round stone at the entrance.

Hazrat Babajan's Tomb

About three blocks south of Baba's house on Dastur Meher Road is Hazrat Babajan's Tomb. Part of the neem tree still remains where Babajan used to sit and where Meher Baba first met her. The tomb is clearly marked and open to the public during daylight hours. Please remove your shoes before entering.



Guruprasad Memorial

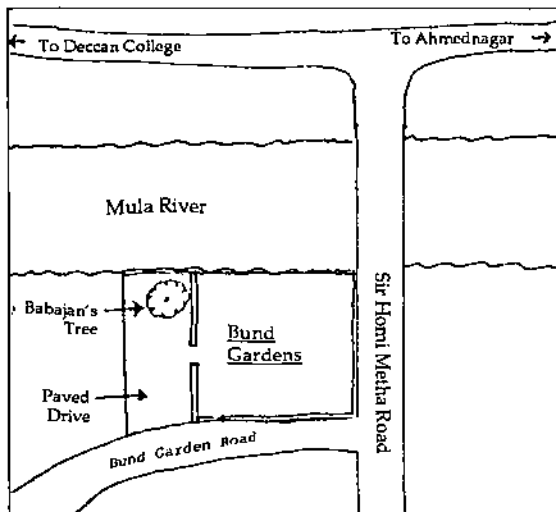
Guruprasad, the palace of the Maharani of Baroda, was where Meher Baba often spent the summer months during the 1960s. It was the site of many darshan programs, including the 1962 East-West Gathering and the 1969 Darshan. The palace no longer stands, but a small memorial building has been constructed on the property, using original materials from Meher Baba's bedroom. It also contains a chair on which Meher Baba sat and gave darshan.

24 Bund Gardens Road

Open daily from 9:00 am to 7:00 pm (Wednesdays from 9:00 to 11:00 am and 5:30 to 7:00 pm)

Bund Gardens

Meher Baba often visited these gardens on the banks of the Mula River. Near the parapet wall is a large mango tree with a cement base where Babajan often sat. Later Meher Baba also sat here on various occasions with His followers.



Sassoon Hospital

This hospital, on Sassoon and Dr. Ambedkar Roads, is where Meher Baba was born on February 25, 1894. A new hospital building now stands on the site of the original wing where Meher Baba was born. Nearby you may still be able to find a plaque commemorating Meher Baba's birth.

Avatar Meher Baba Pune Centre

This centre is somewhat difficult to find. It is located on a side road behind the K.E.M. Hospital. Meher Baba gave darshan a number of times in its large hall. A wide variety of Baba books and pamphlets are also on sale here. Visitors are welcome at meetings on Mondays at 7:00 pm.

Avatar Meher Baba Poona Centre

441/1, Somwar Peth

Pune 411 001

Hours: Daily 10:00 am to 2:00 pm and 4:00 to 9:00 pm

Phone: 27846

TRANSPORTATION TO AHMEDNAGAR

The easiest way to get to Ahmednagar is by hired taxi, definitely recommended for women traveling alone. Regular taxis have room for four or five passengers. They are an economical way to travel if several people are traveling together.

Please note: Although rickshaws are less expensive than taxis within Puna, they are not an appropriate mode of travel to Ahmednagar.

In addition to the taxis listed below, you can also hire a taxi at your hotel, or you can hire any one that is willing to take you. Rates will generally be the same as hiring a taxi from the airport.

Hired Taxi at the Pune Airport

You can hire a taxi at the Pune airport to take you directly to Ahmednagar. The trip will be a little shorter than travel from inside Pune itself. Inquire at any of the taxis parked outside. The rates are approximately Rs. 400-500.

Pune-Ahmednagar Taxi

Regular taxi service is available from Pune to Ahmednagar, twenty-four hours a day, seven days a week. Travel time is approximately three hours. Taxis leave from a stand located just outside the Pune Railway Station. Reservations are not necessary.

Four seats are sold per taxi on a space-available basis. Each seat is Rs. 80. You can rent the entire taxi for the cost of five seats. For a minimal additional charge, the taxi will take you directly to the Trust Office in the Meher Nazar Compound. Otherwise, its destination is the taxi stand near the Ahmednagar S.T. bus station.

S.T. Bus

The government State Transport (S.T.) buses are the least expensive way to travel from Pune to Ahmednagar. Buses depart every fifteen minutes from 4:00 am to midnight. Travel time is approximately three hours. Since the buses are crowded, you will not get a seat unless you catch them where they originate — the Shivaji Nagar bus station on Ganeshkind Road, near Fergusson College Road, about twenty minutes from downtown. (Rickshaw drivers know the location.) If you are traveling from Bombay by railway, get off at the Shivaji Nagar railway station, one stop before Pune and just across from the bus station.

Tickets are purchased on the bus. Buses stopping in Ahmednagar leave currently from platform 6. Since the numbers are written in Hindi, you may need to ask for assistance at the information booth. Wait at the proper platform for a seat. If you don't get a seat on the first available bus, you will then be near the front for the next one.

Once on the bus, keep your luggage with you - if possible, in the aisle or under your seat. You may be required to store very large pieces, however, outside on top of the bus. The bus makes one rest stop halfway to Ahmednagar.

Railway

The Indian Railway is a safe and generally the most comfortable way to travel to Ahmednagar although the schedule of train timings are not as frequent as the bus and taxi. The Goa Express leaves about noon and arrives in Ahmednagar around 3:30 p.m. The Jhelum Express arrives too late in the evening to check into the Pilgrim Center. Therefore, it is not recommended for arriving pilgrims or women travelling alone. It is convenient if you are already checked into the Pilgrim Center. Travel time for both trains is three hours.

<u>Train Name</u>	<u>Number</u>	<u>Leave Pune</u>
Goa Express	2701	Afternoon — 12:15 p.m.
Jhelum Express	4677 Down	Evening — 5:00 - 6:00 p.m. (except Monday nights)

See page 96 for details.

MISCELLANEOUS

Emergency contact

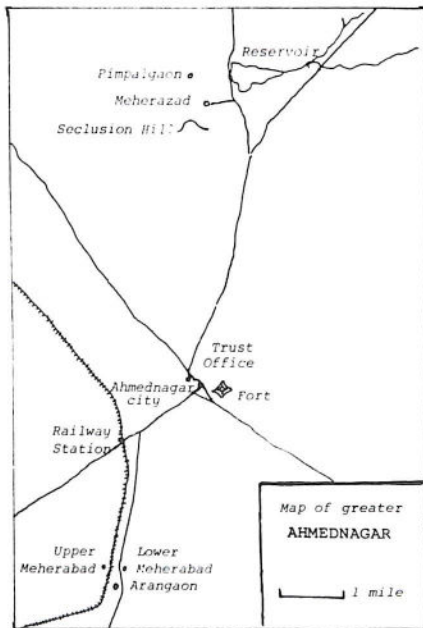
For emergency assistance in Pune, contact:


Jhangu & Gulnar Sukadwalla
(near Meher Baba's House)
841 Dastur Meher Road
Camp
Pune, M.S. 411 001
Phone: 640596

Ahmednagar




Ahmednagar (often shortened to Nagar) is located about 117 km (73 miles) northeast of Pune in a predominantly agricultural district. The city itself has grown rapidly in recent years. A drive through downtown Ahmednagar is a challenging obstacle course round yellow and red S.T. buses, trucks, rickshaws, scooters and bicycles that materialize out of nowhere, horse-drawn tongas, and the ever-present stray cow or dog.





Outside the city, village life still follows traditional patterns. Women dressed in brilliant saris with large brass pots balanced solidly on their heads visit the village well each day to draw water. Farmers work the land with bullocks and handheld plows, and carry their crops to market in small wooden carts. If there is enough rain, village fields are green with millet, wheat, sugar cane, mangos, and other fruits. In recent years, scooter factories and other industrial plants have also begun to dot the landscape.

Meher Baba first visited the Ahmednagar area in 1923, staying at Khushru Quarters, the present site of the Avatar Meher Baba Trust. Throughout the years, He made Ahmednagar a center for His work, first at Meherabad near the village of Arangaon, 10 km (6 miles) to the south, and later at Meherazad near the village of Pimpalgaon-Malvi, 14 km (9 miles) to the north.



ARRIVAL

Registration

When you arrive in Ahmednagar, you must first register at the Pilgrim Registration Office in the Avatar Meher Baba Trust compound, also known as the Meher Nazar compound. The Registration Office assists Baba followers with police registration in Ahmednagar. It also reconfirms reservations for the Meher Pilgrim Centre. Before beginning your stay at the Pilgrim Centre, you will need to register at this office, located off King's Road.

Office hours for registration are 10:00 am to 6:00 pm daily for those with reservations. Otherwise, you will find the office closed Saturday and Sunday. Be sure to bring three passport-sized photographs with you.

Early or Late Arrival

If you arrive in Ahmednagar when the Pilgrim Registration Office is closed, you'll have to wait to register until the office is open. If you have made prior arrangements to stay at some place other than the Pilgrim Centre, and you are expected at that hour, just go directly there. Otherwise, at night or in the early morning, go to either the Amar or Sanket Hotel by rickshaw and take a room or wait until the Registration Office opens.

ACCOMMODATIONS

Meher Pilgrim Centre

The Meher Pilgrim Centre is an accommodation facility provided by the Avatar Meher Baba Trust for people visiting Meherabad. This attractive and comfortable building accommodates fifty-six in rooms housing one to eight people. Men and women are housed separately. Initial bookings are made for up to two weeks. Space permitting, your stay may be extended. (During busy times, other pilgrim facilities at Meherabad are used for those



whose M.P.C. stay cannot be extended.) Transportation to Meherazad is available several days a week. The Pilgrim Centre serves only vegetarian food; meat and fish cannot be stored or consumed on the premises. Illicit drugs and alcoholic beverages are also not allowed, and guests are expected to have given up illicit drug use entirely.

Please note: Anyone with a child under seven years of age cannot be accommodated at Meherabad and will have to make arrangements to stay elsewhere in Ahmednagar.

Reservations for rooms should reach the office six weeks in advance of your expected arrival. This gives the staff time to respond in writing either confirming your reservation or advising you of alternative accommodations. Mail your reservation request to:

Pilgrim Reservations
Avatar Meher Baba Trust
King's Road, Post Bag 31
Ahmednagar
Maharashtra State 414 001
India
Cable: MEHERBABA, AHMEDNAGAR, MAHARASHTRA, INDIA

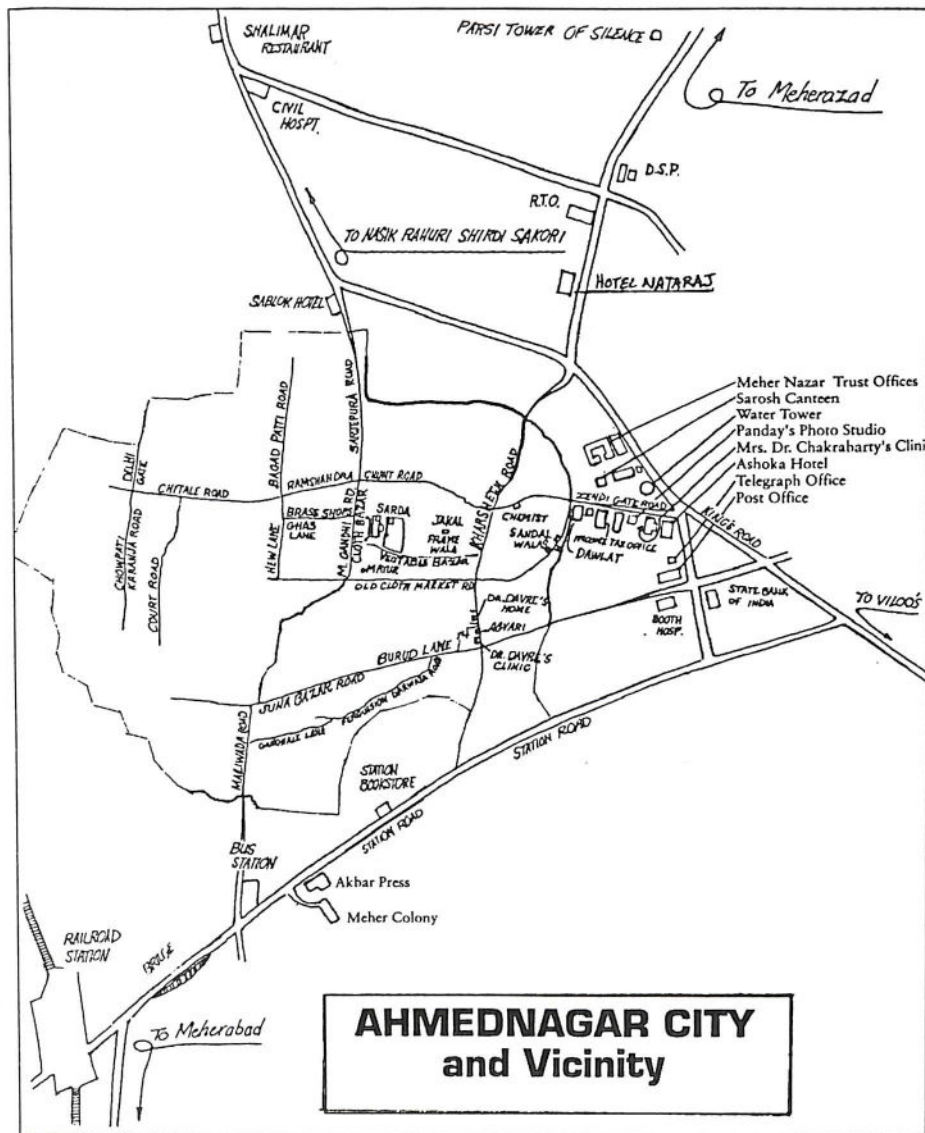
The recommended hotels in Ahmednagar are the following:
(Due to cultural differences, it is recommended that unmarried couples do not share a hotel room)

Sanket Hotel, Nearest hotel to Meherabad
Tilak Road,
Ahmednagar
Phone: 25579
Budget rates

Panchsil Hotel This is the most highly recommended hotel in Ahmednagar in terms of food and cleanliness. However, it is not conveniently located near Meherabad or Meherazad.

Panchsil Hotel
Nagar Manmad Road,
Savadi,
Ahmednagar
Phone: 26676, 26298
Budget Rates

Amar Hotel
Laltaki Road
Sarjapura,
Ahmednagar
Phone 25505
Budget Rates



Other Accommodations

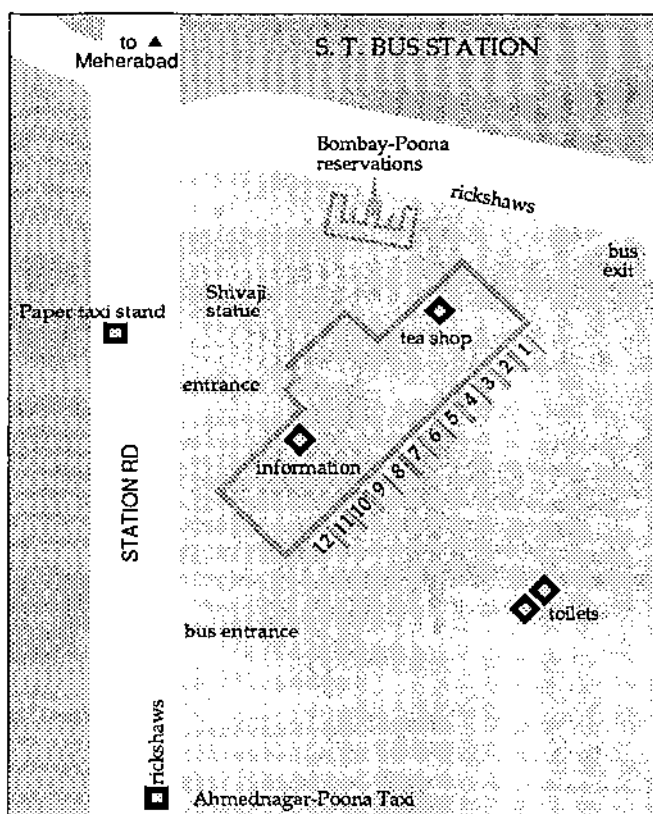
For information about other accommodations in the Ahmednagar area, contact:

Mrs. Viloo S. Irani
 Viloo Villa
 1B, Hunter Road
 Ahmednagar
 Maharashtra State 414 001
 India

LOCAL TRANSPORTATION

Rickshaw

Unlike Pune, Ahmednagar rickshaw drivers do not charge based upon the meter reading. In an effort to curb exorbitant rates, fixed prices have been negotiated with a group of rickshaw drivers. The prices cover travel between places such as Meherabad, Meherazad, Meher Nazar compound, the bazaar, the bus station, and so forth. The prices are posted in most Baba places. Before riding in a rickshaw, be sure to confirm the posted price with the driver.



Pay the driver the entire amount at the end of your trip, even for a round-trip ride. Rates are double between midnight and 6:00 am. An extra charge is also made if you ask the rickshaw driver to wait more than thirty minutes. You can avoid this charge if you ask the driver to return at a specific time. Fifty percent extra is charged for a third passenger in the rickshaw.

Bicycle

Bicycles can be rented at budget rates by the day, week, or month. Inquire at the Registration Office for details.

S.T. Bus

The State Transport buses also run between Ahmednagar and Meherabad and Meherazad. The system is somewhat complex, but much less expensive than other means of travel.

Hired Vehicle

Vehicles of various types are available in Ahmednagar for travel to Happy Valley, the Ellora Caves, and other points of interest in the area. Consult the Registration Office or Pilgrim Centre staff for details.

MEHER BABA PLACES

Meher Nazar Compound

The Meher Nazar compound, formerly known as Khushru Quarters or Adi's compound, has been associated with the life and work of Meher Baba for many decades. The compound is just off King's Road, near Deepali Cinema.

Avatar Meher Baba Trust. This is a public charitable organization set up by Meher Baba in 1959 and supported today by donations from Baba followers all over the world. Divided into two parts, the Trust provides for Meher Baba's close mandali and others He named as beneficiaries, and administers a variety of other charitable projects. Recent activities at the Meherabad site of Meher Baba's Tomb have included the development of surrounding lands, construction of residential facilities for pilgrims and staff, as well as a clinic, hospital, school buildings, and pilgrim hostel.

Pilgrim Registration Office. This office handles reservations for the Meher Pilgrim Centre, registration of foreign pilgrims, as well as a variety of practical matters. Consult the office staff if you have questions or need assistance with airline tickets, visas, or transportation. Lockers are available for storing valuables such as passports, tickets, and travelers' checks. Luggage may be also stored for short periods (not overnight) in a wooden trunk just outside the office. (All items are left at the owner's risk and are not the responsibility of any of the staff.) Outgoing letters with correct postage may be mailed from the office.

Registration facilities are available from 10:00 am to 6:00 pm daily. Hours for general office matters are Monday through Friday, 10:00 am to 1:00 pm and 4:00 to 6:00 pm.

Meher Nazar Books. Books by and about Meher Baba are available for sale on Monday through Saturday, 10:00 am to 12:30 pm and 3:00 to 4:30 pm; and Sunday, 10:00 to 11:00 am.

Caretaker's Office. The Caretaker's Office provides emergency assistance at times when the Registration Office is closed. The Caretaker's Office has a list of doctors and medical clinics in the area.

Ahmednagar Avatar Meher Baba Centre. This Centre was opened by

Meher Baba in 1959. Meetings, consisting mainly of Indian devotional music, are held every Saturday between 6:30 and 8:30 pm. Visitors are welcome. Extensive musical programs are held during Meher Baba's birthday celebration.

Meher Baba's room. This room in the compound, dedicated to Meher Baba, contains a number of photos and mementos from the past. Upasni Maharaj himself came and performed Baba's arti in this room on February 16, 1936.

Joy Meher. Gifts and souvenirs of Meher Baba. Hours are 9:45 a.m. to 12:30 p.m. and 3:00 p.m. to 4:30 p.m. daily, with the exception of Wednesday and Sunday when the shop is open only in the morning.

Upper Meherabad

Many of the places in upper and lower Meherabad are open daily or may be visited by contacting the Meherabad staff.

Meher Baba's Samadhi (Tomb). Known for many years simply as the "Dome," this small stone structure contains Meher Baba's physical form. It began as a small hut erected over a pit where Baba spent a number of months in seclusion. Later the stonework and dome were erected, and Helen Dahm of Switzerland painted the colorful murals which adorn the walls on the inside of the Tomb.

The Tomb is open for darshan from 7:00 am until 7:45 pm. Those who wish to help clean it may come at 6:30 am. Meher Baba's prayers are recited and His artis sung each day at 7:00 am and 7:00 pm. Visitors are asked to maintain silence in and around the Tomb.

Mehera's Shrine. Baba's beloved Mehera passed away in May, 1989. In accordance with Avatar Meher Baba's directive, Mehera's final resting place is by His side, adjacent to His Samadhi.

Baba's Room. This tin and wooden building is the place where Meher Baba's body lay on January 31, 1969, before being placed in His Tomb. The English stretcher used to transport Baba's body still rests there. This cabin was built in 1935 by Padri, one of Meher Baba's close disciples. The contrast between the sturdy stone foundation and tin walls is explained by the fact that Baba originally gave Padri several months to erect the building. Then when it was only partly done, Baba ordered it finished in a week, and started using it for His work.

Meher Retreat. Originally a stone water tank used by the British in World War I, this building has served a number of uses throughout the years. In the early days Meher Baba spent time here in seclusion. Later doors and windows were added and the Prem Ashram boys slept inside. When an upper story and tower were added in 1938, it housed many of the Eastern and Western women disciples who lived in Meher Baba's ashram.

Today the building is used as a museum, study hall, and library. In the museum are many things connected with Meher Baba's life and work.

These include His bicycle, samples of His handwriting, and items of His clothing, including the famous patched Kamli coat. Also in the museum is the original oil painting of the "Ten Circles" chart which was painted by Rano Gayley under Baba's direction. The study hall, formerly the women's dormitory, has charts drawn under Meher Baba's direction and a number of maps of the blue bus tours. The Meherabad Hill library has books, pamphlets, and periodicals by or about Meher Baba. Those staying at the Meher Pilgrim Centre may check books out from the open sections of this library.

Cage Room. The small building immediately behind the Tomb contains a room encaged with bamboo bars. Here Meher Baba stayed in seclusion and did His work with certain masts (God-intoxicated souls), including the fiery Karim Baba.


Cemetery. Buried here are the physical remains or personal effects of Meher Baba's parents and a number of close female disciples. These include Mehera's mother, Nadine Tolstoy, Nonny Gayley, Mildred Kyle, Norina Matchabelli, Elizabeth Patterson, Adi's mother Gulmai, Naja Irani, Rano Gayley, Margaret Craske and Kitty Davy. Nearby are the graves of a number of pets — Chum, Foundy, Kippy, Cracker, Warrior, and the peacock Moti.

Lower Meherabad

Baba's Jhopdi. A small stone cabin built for Meher Baba in the 1920s. This is the place where He retired the night of July 9, 1925, and began His Silence.

Table House. A small wooden structure where Meher Baba slept and wrote portions of His "Book" in 1925-6. Originally it stood near the dhuni.

Dhuni. A stone platform near the main road that contains a pit for a fire that was first lit on November 10, 1925, when some local villagers



approached Meher Baba about a severe drought that threatened their crops. Baba told them to return home and ordered His mandali to build a dhuni. Within minutes of its lighting, rain began to fall. In later years, Meher Baba invited His followers to throw attachments, symbolized by sandalwood sticks, into the fire. By Meher Baba's order, the dhuni continues to be lit on the 12th of each month at sunset.

Old building. This is one of the earliest buildings at Meherabad. Built in 1925, it was used as a meeting hall and hostel for visitors. Today it is used for visitors' accommodations.

Mandali Hall. A newer building constructed in 1948 and used as a meeting hall and quarters for staff or visitors.

Rahuri Cabin. Baba's cabin at the Rahuri mast ashram of 1936-8, which was moved to Meherabad when the ashram closed.

Cemetery. Buried here are the physical remains or personal effects of Meher Baba's male disciples and several masters. These include Ali Shah, Adi K. Irani, Dr. Nilu, Vishnu, Gustadji, Pleader, Baidul, Dr. Donkin, Sarosh, Nariman, Kaikobad, Chhagan Master, Harry Kenmore, Padri, Feramji Workingboxwalla, Pendu, Adi Jr., and Meherjee Karkaria.

Tomb of Gilori Shah. In 1922, this Muslim saint asked to be buried on this spot saying, "Very soon after I pass away, a great Master will come and establish his abode here."

Meher Health Centre. A free clinic serving local villagers, first opened in 1974.

Farmer's Educational Centre. An agricultural project aimed at improving dry-land farming.

Pilgrim hostels. Large brick structures providing shelter to those who visit Meherabad during Amartithi.

Meher Hospital. When finished and equipped, this building will serve as a free hospital for the area.

Meherazad

Meherazad is the private residence of a number of Meher Baba's close disciples. It is open to visitors on Tuesdays, Thursdays, and Saturdays from 11:00 am to 3:00 pm, and Sundays from 10:45 am to 12:30 pm.

Baba's Room. Baba's room in the main bungalow was the one where He rested at night after 1956. It is still furnished as it was in the latter years. The bed was the one He used up until January 26, 1969.

Mandali Hall. Meher Baba met daily with the men mandali in this room. Originally it was a garage and stable, but later brick walls, a roof, floor, and windows were added. Besides Baba's chair, the room also contains a number of photos and paintings.

Blue bus. This bus carried Meher Baba and His women disciples throughout India in the late 1930s through early 1940s. In 1949 its body was put on a brick foundation. After this, it served as a small cabin where Meher Baba spent forty days during the period known as the Great Seclusion. The bed inside is the one Meher Baba used from January 26 through January 31, 1969 (the day that He dropped His physical form).


New Life Caravan. This blue wooden caravan was used for a short time as a sleeping compartment by the women on the New Life. Today it is used as a resting room for visitors. The front window has been replaced by a stained-glass portrait of Meher Baba, created by Karin Kaye.

Seclusion Hill. This hill was formerly known as Lower Tembi Hill. At one time two cabins stood on its peak for Meher Baba's work in seclusion, but today only traces of their foundations remain. The top of the hill belongs to the Trust, but the slopes are public property. The path to the top was blazed by Dr. Donkin, and Meher Baba Himself led groups of followers to the top.

Meherazad Gardens. A tribute to Mehera's loving care, beautiful flowers flourish in the gardens surrounding Meherazad, despite chronic water shortages. Every day Baba would pass the gardens as He went from His room to Mandali Hall and back again. Many of the films taken of Baba in the later years were filmed here.

MORE HEALTH AND SAFETY TIPS

- Drink water only from the stainless steel containers of filtered water at Meherabad and Meher Nazar, or from the clay pots of water at Meherazad. Avoid all food and water from local stands or vendors. It is recommended that you eat only at the hotel restaurants listed in this booklet, but avoid restaurant ice and drinking water.
- Wear a hat at all times when exposed to the sun.
- Avoid touching local dogs or animals.
- Do not walk barefoot.



- After strenuous cycling or exercise, avoid drinking liquids for fifteen minutes
- Women should not bicycle or take rickshaws alone after dark.
- Beggars and local residents who shout "Jai Baba" and ask your name should just be ignored.
- Don't sell anything to local residents, either of your own accord or if approached.
- Take care not to leave your valuable belongings unlocked or unattended anywhere, especially in rickshaws or hotel rooms.
- Ahmednagar district is a major military area. Sightseeing, taking photos, or jogging near military facilities may be misunderstood. Therefore stay away from the military base near Viloo Villa and the installation behind Meherabad. Don't visit the Ahmednagar Fort.

MISCELLANEOUS

Emergency Contact

For emergency assistance in Ahmednagar, contact:

Pilgrim Registration Office

Avatar Meher Baba Trust

King's Road, Post Bag 31

Ahmednagar, Maharashtra State 414 001

Phone: 23666

Cable: MEHERBABA, AHMEDNAGAR, MAHARASHTRA, INDIA



Leaving India

BEFORE YOU LEAVE

Reconfirming Airline Tickets

An important step after you arrive in India is to reconfirm your airline ticket at least 72 hours before your return flight. Consult the Registration Office for assistance. Without written proof of reconfirmation, you may lose your seat without any legal or moral recourse, even with an "OK status" on your ticket. All airlines have a policy of overbooking international flights. Without a reconfirmation, you run the risk of being bumped from the flight.


Sometimes this step can be taken care of when you first arrive in Bombay. If you have extra time, you can go to the airline offices in the downtown area or consult personnel at the airport ticket counters. Otherwise it can be done from Ahmednagar with the help of the Registration Office.

Currency Declaration Form

If you brought in foreign currency valued at more than U.S. \$1000 and filled out a currency declaration form when you arrived in India, gather together all receipts for foreign currency that you've exchanged. The amount of currency that you have left and the receipts should total the amount written on the form. This form and the receipts must be presented at the customs counter with your passport and ticket when you depart.

T.B.R.E. Form

If any of your valuables were marked on this customs form, make sure you pack the form and the items together in your hand luggage. The form and the items must also be presented at the customs counter with your passport and ticket when you depart. At the airport you'll pass through customs after you check your luggage with the airlines. If the items are too bulky for your hand luggage, you can ask the personnel at the check-in counter to hold them aside until customs has checked them.



Travel Expenses

As you plan your return trip to Bombay, set aside enough money in rupees to cover your travel expenses. You'll need money for transportation, any hotel or meal costs en route, and taxi or bus fare to the airport. You'll also need to set aside at least Rs. 300 for the departure tax you must pay at the airport before you leave India. Check with the Registration Office for the exact amount.

Checklist for Departure

- Reconfirm ticket
- Sticker for ticket (if required)
- Transportation arranged to Bombay
- Reservations in transit (if required)
- Traveling expenses
- Airport tax
- Currency declaration form and receipts (if required)
- T.B.R.E. form and items packed in hand luggage (if required)

TRANSPORTATION FROM AHMEDNAGAR TO PUNE

Ahmednagar-Pune Taxi

Regular taxi service is also available from Ahmednagar to Pune, twenty-four hours a day, seven days a week. The taxi stand is located near the S.T. bus station. Four or five seats are sold per taxi on a space-available basis. You can request a particular seat or rent the entire taxi for the cost of five seats. You may sometimes have to wait a while for a taxi to show up. The entire taxi may also be rented in advance and you can have it pick you up at Meherabad as well. Consult the Registration Office for assistance.

Railway

Daily train service is available to Pune. Travel time for the Jhelam Express is four hours, three and 1/2 hours for the Goa Express. The Manmad-Daund Passenger takes six hours to reach Pune. Consult the Reservation office for assistance. Since both morning trains are often late, phone ahead before leaving for the railway station. Once there, buy a ticket for which ever train is coming first. Avoid taking the morning trains if you must reach Pune to make the 3:15 p.m. railway connection to Bombay.

<u>Train Name</u>	<u>Number</u>	<u>Leave Ahmednagar</u>
Jhelum Express	4678 Up	11:17 a.m.
Goa Express	2702	11:30 a.m.
Manmad-Daund Passenger	1322 Up	4:00 p.m.

See page 96 for details.

S.T. Bus

S.T. buses leave for Pune and points beyond approximately every thirty minutes from the bus station on Station Road. Reservations are recommended, especially for the Super Express in the afternoon. Travel time is three hours (two and a half hours for the Super Express). The buses originating in Ahmednagar are your best choice for reservations. Although buses will take you as far as the Shivaji Nagar bus station in West Pune, don't forget to get off at the Pune railway station, which comes first.

Hired Vehicle

For greater convenience, you can also hire a regular taxi or other vehicle to take you to Pune. Consult the Registration Office for assistance.

TRANSPORTATION FROM PUNE TO BOMBAY

Pune-Bombay Taxi

This taxi service is available for the return trip from Pune to Bombay, twenty-four hours a day, seven days a week. Travel time is up to nine hours. Again, because of the steep and winding roads through the mountains, this is the least safe and comfortable alternative available. In Pune the taxi stand is located just outside the railway station. Reservations are not necessary. Usually you need only wait 15-30 minutes for a taxi to fill up and leave. The taxi arrives in the Dadar area of Bombay at the post office, located near the Pritam Hotel. It may be possible to pay the driver extra to take you to the airport.

Indian Airlines

When in operation, Indian Airlines provides daily flights from Pune to Bombay. Travel time is approximately forty minutes. Flights are crowded. You should make reservations and purchase your ticket four or more days in advance.

Indian Airlines

Amir Hotel

Pune 414 001

Phone: 668465, 664189

Hours: 10:00 am to 1:00 pm, 2:00 to 5:00 pm

Indian Airlines also runs bus service from the Amir Hotel to the Pune Airport approximately an hour and a half before flight time. In Bombay, flights arrive at the Domestic Airport in Santa Cruz.

Other Airlines

There are two other domestic airlines, Vayadoot and Continental, which schedule flights between Bombay and Pune. Neither of these airlines have been reliable and are generally not recommended.

Railway

A number of trains leave Pune daily for Bombay. Reservations are not necessary for first class, except on the popular Deccan Queen, Deccan

Express and Indrayani Express. Travel time is four to six hours. Trains arrive both in Dadar and at the V.T. station in the Fort area. Though slightly further from the airport, V.T. is recommended as it is much easier to arrange for a taxi at the police-controlled taxi rank outside V.T. station.

<u>Train Name</u>	<u>Number</u>	<u>Leave Pune</u>
Sinhagad Express	1010 Up	6:00 a.m.
Deccan Queen	1241 Up	7:15 a.m.
Sahyadri Express	7304 Up	6:55 a.m.
Pune-Bombay Passenger	1324 Up	9:00 a.m.
Deccan Express	1008 Up	3:10 p.m.
Miraj-Bombay-Koyna Express	7308 Up	4:00 p.m.
Indrayani Express	2114 Up	6:45 pm

You must make reservations 4 days in advance for the express trains.

TRANSPORTATION FROM AHMEDNAGAR TO BOMBAY

Railway

Two trains leave Ahmednagar daily for Bombay. Trains arrive in Dadar and at the V.T. station in the Fort area. Travel time is eleven to twelve hours. Sleeping berths are available.

Reservations are necessary for the 1321 Up, as there are minimum second-class seats available. Since the 1321 Up is often late, be sure to take the 1322 if you must be in Bombay in the morning.

<u>Class</u>	<u>Train Name</u>	<u>Number</u>	<u>Leave A'Nagar</u>	<u>Arrive Bombay</u>
2nd	Manmad-Daund	1322 Up	4:00 pm	8:00 am or earlier
2nd	Bombay-Daund	1321	7:30 pm	8:00 am*

* However, it may be as late as 2:00 pm if it misses its connections

S.T. Bus

The S.T. bus is one way to travel from Ahmednagar to Bombay. S.T. buses arrive at the main bus station in Bombay Central. There is an S.T. Luxury Bus that leaves on some mornings and takes ten hours. (The S.T. Luxury Bus is not to be confused with the M.T.D.C. Luxury Bus described below and elsewhere) Regular S.T. buses take ten hours to reach Bombay.

M.T.D.C. Luxury Bus

The M.T.D.C. Luxury Bus from Aurangabad passes through Ahmednagar on its return trip to Bombay. Since reservations are not currently available in Ahmednagar and seats are rarely available, this bus is at present not recommended for return travel to Bombay.

LOCAL BOMBAY TRANSPORTATION

Taxi

Whether you arrive in Dadar, Bombay Central, or the Fort area of Bombay, at some point you'll need to get to the International Airport. Taxis, of course, are one good way to do this. Rates to the airport should be a little

more reasonable than rates from the airport, as the driver should go by the tariff card and meter. Some drivers may attempt to charge an "airport rate." Find a driver who will go by the meter. In your planning, be sure to allow plenty of time to get to the airport before your flight. See the Bombay chapter for travel times between various areas of Bombay and the International Airport.

Airport Coach Service

The E.A.T.S. bus service goes back and forth between the Air India building in the downtown Fort area and the two airports. Make sure you get on the correct bus for the International Airport.

Hotel Buses

The Centaur, Leela Kempinski and a number of other hotels provide courtesy bus service to both airports. The Centaur will take non-guests as space permits. To be certain of space available, inquire at the manager's desk near the hotel entrance. Centaur and Leela buses run frequently, both day and night.

Nighttime Safety

Most international flights leave between midnight and dawn, but this is not a particularly good time to be traveling through Bombay in a taxi, particularly if you are alone or female.

Temporary Wait

Sometimes a traveler needs to spend a few hours or part of a day in Bombay prior to their departure at the International Airport. If you don't want to wait at the airport, take the hotel bus or a taxi to the Leela Kempinski from the Domestic Airport. The Leela Kempinski has several fine restaurants, a 24-hour coffee shop and a comfortable lounge area. The health club, where you can take a shower is currently open to the public. It is the closest hotel to the International Airport. Find the bell captain and ask to leave your luggage with him temporarily. There is a small charge per bag for this service. Be sure to obtain a receipt. A bus is available to the airport.

AT THE INTERNATIONAL AIRPORT

Checking In

Check with your airline to find out how early you must report for your flight. For security reasons, some airlines are now requiring that passengers check in at least four hours early. Since many airlines overbook flights, it's a good idea to check in very early, to ensure that you get a seat.

Free luggage trolleys are available inside the departure lounge. However, for security reasons, there are no porters to carry your luggage into the departure lounges. There are non-official porters who may try to assist you. If you do use them, be careful. They may try to pilfer your baggage.

Suggested tip — no more than 3-5 rupees per bag.

Before checking in on Air India flights, you must pay the airport departure tax at the State Bank of India counter. For other airlines, you pay the tax when checking in. When you check your luggage for the flight, make sure you receive and keep your baggage claim stubs and boarding pass in a safe place. The airline official will also hand you a pink disembarkation card. Fill out the card with the pertinent information. "Port of disembarkation" on the card refers to the city where your flight terminates. (If you are taking a number of connecting flights, write the name of the city where the first flight lands.) If you have any bulky T.B.R.E. items in your checked luggage, ask the airlines official to mark the luggage for customs to check later.

Currency Exchange

You'll find several currency exchange counters in the departure section of the airport. You'll have to exchange any unspent rupees back into your own country's currency before passing through customs, since Indian currency cannot leave the country.

The lines at the currency exchange counter are usually quite long, so allow yourself plenty of time for this step. Before exchanging money, make sure you've paid the airport tax or have set aside enough money for it and any snacks you'll need before boarding. Make sure also that you have receipts to cover the amount of money you are exchanging. For example, if you are changing Rs. 300 back into dollars, you must submit receipts from a bank or currency exchange totaling Rs. 300.

Immigration and Customs

An hour or so before flight time, the passengers on your flight will be called to pass through the immigration checkpoint. Have your passport and disembarkation card ready for checking. After this, you'll enter the customs area where customs documents (such as the currency declaration or T.B.R.E. forms), if applicable, will be checked. Once you have cleared customs, you'll pass through a security check and into another waiting room until your flight leaves.

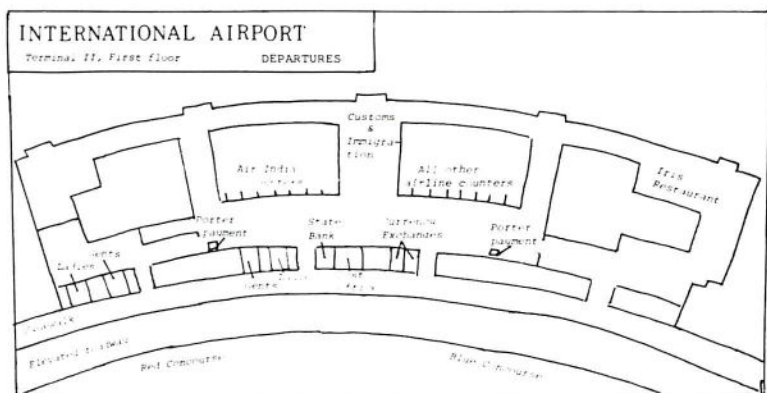
The entire process of checking in and passing through immigration and customs can be long and tiring, especially if your flight is delayed for any reason. You have a long trip ahead of you, so take it easy.

AND BACK AGAIN

Customs

After your flight reaches home, you'll pass through your own country's customs checkpoint. Western countries differ in the amount of goods they allow imported duty-free. U.S. customs, for example, allows citizens to import the following without paying duty:

- \$400 worth of merchandise



This is one of the two modules at the International Airport. Air India and all foreign airlines handled by the Air India staff are located in Module 2.

- 100 cigars and 200 cigarettes
- 1 liter of alcohol (for persons over the age of 21)
- Any amount of U.S. film

Certain food, plant, or animal products are restricted, and foreign articles purchased abroad are liable for duty each time you bring them into the U.S. unless you can prove that you've owned them before. (Proof can consist of a sales receipt, insurance policy, appraisal, or certificate of registration obtained from customs before you leave. For example, if you own a recent model of a Japanese camera and are traveling en route through Japan, obtaining such a certificate before you leave home would be a wise precaution.)

Check with your own government for its customs regulations. Keep receipts for any expensive items you buy and pack the items together. Most countries will allow you to make an oral declaration of the items you've acquired if they fall within the duty-free amount.

Re-Entry

Some Baba followers have remarked that they have felt more "culture shock" returning from India to the West than vice versa. Whatever your experience, give yourself plenty of time to rest and don't try to re-enter too quickly. Allow yourself a period of time to absorb and reflect on what you've experienced.

Perhaps no words can describe the challenge of returning to one's life in the West better than these from Meher Baba's sister Mani, from the 82 Family Letters,* written just after the 1969 Darshan to those who had just attended this moving event:

"Parched tree-beds thirsting for water, you were filled with His grace-rain and sparkled in the sunshine of His darshan. And your hearts said in wonder and fear, "This cannot be true! Oh, will it last?" On the surface it cannot last, if it is to be lasting. The water is for the roots. It must soak deep into the earth to reach the heart of the tree, for its beauty to be made known to all men by the strength of its limbs and the richness of its leaves, by the fragrance of its flowers and the sweetness of its fruits. For this the Divine Gardener prepares the beds. He labours to make the hardened earth receptive, hoeing it thoroughly with the prongs of His Compassion. It hurts at the time and we cry out in pain, but He suffers it for our sakes, He allows us to endure it in the knowledge that nothing endures except His Love."

(From 82 Family Letters, by Manija Sheriar Irani, p. 354. Sheriar Press, Myrtle Beach, S.C. 1976.)

More About...

AHMEDNAGAR

Financial Offices

State Bank of India

Station Road

Hours for foreign exchange: 10:30 am to 2:30 pm,

Monday through Friday

Medical

Dr. V.R. Davare

Davare Gully (near Parsi Agiary)

Phone: 23988

Hours: 9:30 am to 1:00 pm, 6:30 pm to 10:00 pm (Closed Sundays)

De Souza Chemist

Zendi Gate Road

Phone: 25140

Shopping

For shopping assistance in Ahmednagar you may contact:

Amrit Irani

Meher Manzil

Phone: 26461

AIRLINES

Lost or Damaged Luggage

Statistics show that few airline bags are lost, stolen, or damaged (for example, less than 2% of all luggage carried in the U.S.). Half of all problems occur when luggage is moved from one plane to another.

If you should discover your bags damaged or missing when you reach the baggage claim area, report the loss to airline personnel immediately. Missing bags may still be on the plane you just left. Don't leave the baggage area without filling out a form reporting the loss. Be sure to keep a copy. You'll need your baggage claim stubs to make a legal claim, but luggage can sometimes even be traced without them.

At the Bombay International Airport, the "mishandled baggage" counter is near baggage claim and customs. If your luggage is missing, go to this counter and fill out a form reporting the loss to the airlines. Then go to customs and fill out second form reporting the loss to them. You must have this certificate to collect your luggage from customs later if and when it is found.

Airlines may not volunteer the information, but most will provide certain kinds of help to passengers whose luggage is lost or damaged. Some airlines provide emergency kits of clothing or cosmetic items (or money toward them) to inconvenienced travelers. They also will pay a cash refund for expenses you incur in returning to the airport later to collect your

luggage. Press them for this information. Be assertive in obtaining help, and keep accurate records and receipts showing dates and costs for such things as taxis, hotels, etc.

Get the telephone number of the airline official to contact when inquiring about your missing luggage. Find out the person's name and the hours he or she works, including days off. Also request that the airlines telegraph you (in Ahmednagar, for example) when your luggage is found. Keep the telegram to present later when claiming your bags or claiming any losses.

At the Bombay International Airport, lost baggage may be collected between 10:00 am and 4:30 pm, Monday through Friday, and on Saturday between 10:00 am and Noon. The office is closed on holidays. Allow several hours to collect your luggage and clear it through customs. Be sure to bring with you both the airlines and customs forms you filled out earlier.

If your bags are not located within three or four days, fill out a claim form with the airlines. Claims can take up to six weeks to settle. Sometimes it's also helpful to personally inspect the airlines storage room or warehouse where unclaimed luggage is kept. Your bags may be there, even though the airlines shows no record of them. The identifying airlines or luggage tags may simply have come off.

Each airline prints a statement of its liability for luggage on the back of its ticket and posts this information at ticket counters. Generally, airlines are not liable for the full value of your suitcase contents - just the depreciated value. In the U.S. this liability is limited to \$750 per passenger. On international flights the liability is calculated by weight, with a maximum of \$400 per passenger. Coverage above these limits (called excess valuation coverage) can also be purchased from the airline for a nominal fee when you check in for your flight.

You can reduce the chances of anything happening to your luggage by doing the following:

- Don't overpack
- Pack valuables in hand luggage
- Label luggage clearly both inside and out
- Lock your luggage
- Remove any old airlines baggage tags
- Most important - check in on time
- Check that the airline labels your luggage with the correct destination and your flight number
- Pick up luggage at the baggage claim area promptly

Overbooking

Usually airlines will overbook flights - that is, they will accept reservations and sell more tickets than they actually have space for. They do this to protect themselves from the large number of passengers who fail to

appear for flights without cancelling their reservations.

Regulations in the U.S. protect passengers with confirmed reservations who are denied seats because of overbooking. When a flight appears to be oversold, the airlines must first ask for volunteers who are willing to give up their seats in return for cash or credit on future air travel. The amount of compensation is entirely open to negotiation between the volunteer and the airline. If you aren't in a hurry to reach your destination, you might consider this option. Before agreeing, clarify how much the airline will pay you, your status on an alternative flight, how long you will be delayed, and if you are delayed overnight, what expenses, if any, the airline will cover.

If there are no volunteers, U.S. airlines follow a prescribed policy about who will be "bumped" from the flight. Each airline must provide a written statement of its policy on request. Recently, passengers have been entitled to a cash refund equal to a one-way fare, up to a maximum of \$200. You may also keep your original ticket to use on another flight or to cash in for a further refund. To qualify, you must have confirmed your reservation in advance, purchased your ticket before the required deadline, and have arrived at the boarding gate by the prescribed time. Latecomers and those who fail to confirm lose their reservation and right to compensation. The airline also has the right to upgrade your ticket (from tourist to first-class, for example), and you are not required to pay the difference. However, if the airline downgrades your ticket, it is required to pay you the difference.

In India and other countries, regulations about overbooking vary. If you have a confirmed reservation (reconfirmed, for a return flight) and have arrived at the airport within the prescribed time, you have certain rights. Consult the airline's written policy for details. In general, you should insist on being given a first-class ticket at no extra cost or being put on the next available flight. If you are delayed overnight, insist that the airline covers your hotel, food, and transportation costs (in Bombay at the Leela Kempinski, if possible).

To avoid being bumped from a flight:

- Before departure from the West, make sure you have a confirmed reservation and that the confirmation appears on the ticket itself. Always double-check with the airlines to make sure the reservation is in their computer.
- In India, reconfirm your flight at least 72 hours prior to departure by obtaining a letter and/or official stamp or sticker on the ticket itself. Obtain the "PNR" computer number for your ticket reservation and the name of the airline personnel who served you. Use this information later on to prove reconfirmation.
- Check in at the airport early.
- Obtain the airline's written policy statement and be persistent about insisting on your rights.

Special Assistance

Most airlines provide wheelchair assistance for the handicapped and the elderly. In the West, some airlines even use electric carts with plenty of room for several passengers and luggage. This service is especially helpful if you must travel a long distance on foot between the airport entrance and the terminal gate.

Request wheelchair assistance at the same time you book your ticket. Be sure to explain the reason for your request so the airlines won't think you have a serious medical problem that requires a special doctor's certificate to travel. Don't forget to request assistance for each airport where you'll be deplaning. Reconfirm the request yourself directly with the airline close to the day of departure. Find out the specific location where wheelchairs are available and the procedure for obtaining them. In most cases, you should be able to pick one up close to the sidewalk entrance to the airport. If airline personnel are required to push the wheelchair, you can tip them if you like, but it's not necessary.

At the terminal gate itself, those requiring special assistance can request special seating and can board the plane ahead of other passengers. Bulkhead seats are especially recommended because of the extra legroom. Sometimes on certain airlines seats can even be reserved ahead of time when you book your ticket.

Wheelchairs are available at the Bombay International Airport. Only the type with four wheels (two large wheels in back, two small wheels in front) is satisfactory. The type with only two wheels must be pulled backwards and is unstable.

BOMBAY

Consulates

American Consulate General
78, Bhulabhai Desai Road
Breach Candy, Bombay 400 026
Phone: 363-3611 through 822-3618
Hours: 9:00 am - 1:00 pm, Monday through Friday

Australian Consulate General
16th floor, Maker Towers "E"
Cuffe Parade, Bombay 400 005
Phone: 211-072, 217-366
British Deputy High Commission
Mercantile Bank Building
Mahatma Gandhi Road, Bombay 400 023
Phone: 274-874, 211-971
Telex: 011-2850 (A/B BHC IN)
Cable: UKREP Bombay

Consulate General, France
Mercantile Bank Building
Mahatma Gandhi Road, Bombay 400 023
Phone: 271-528, 271-493



Financial Offices

Banking hours in Bombay are generally 11:00 am to 3:00 pm, Monday through Friday, with hours on Saturday from 11:00 am to 1:00 pm.

Bank of America
Express Towers
Nariman Point (near Air India building)
Bombay 400 021
Phone: 233-431

Personal checks may be cashed with a Bank of America courtesy card.

First National City Bank
293, Dr. Dadabhai Naoroji Road (across from Khadi Bhandar stores)
Bombay 400 001
Phone: 258-792

Personal checks may be cashed with a bank identification card.

American Express
Tourist Services
Majithia Chambers, 3rd floor
276, Dr. Dadabhai Naoroji Road (several blocks north of Flora Fountain)
Bombay 400 023
Phone: 265-615, 266-120, 266-078, 266-349, 266-594

Personal checks may be cashed with an American Express card. The travel service can book tickets with Indian Airlines more successfully than your dealing directly with the airlines itself. Hours for financial services: 10:00 am to 3:00 pm, Monday through Friday (Saturday 11:00 am to 2:00 pm)

Government Offices

The Bombay government offices below are closed on Sundays, holidays, and various Saturdays. Generally, these days are printed in red on most Indian calendars.

Bombay Police Foreigners Office

S.B. II, C.I.D., 3rd floor

Near Crawford Market, off Mahapalika Marg (from Metro Cinema proceed southeast making a left turn past Elphinstone Technical College onto a long driveway)

Hours: 10:30 am to 12:30 pm, 1:30 to 3:30 pm

Bombay Income Tax Office (Foreigner's Branch)

Aayarkar Bhuvan

Ground floor (opposite Marine Lines Railway Station)

Hours: 11:00 am to 4:00 pm

Place to file and obtain income tax clearance certificate.

Bombay Deputy Commissioner of Police

Traffic Control Branch (opposite Sachwalaya)

Place to direct complaints about taxi drivers.

Bombay Central Telegraph Office

Veer Nariman Road (near Flora Fountain)

Hours: 24 hours a day, 7 days a week

Medical

Most consulates have an up-to-date list of recommended Bombay doctors and dentists, both specialists and general practitioners. See the previous section for addresses and telephone numbers of consulates in Bombay. A recommended hospital and pharmacy are listed below:

Breach Candy Hospital

60A, Bhulabhai Desai Road (near U.S. Consulate)

Bombay 400 026

Phone: 812-6379, 812-6462

Kemps (Pharmacy)

Taj Mahal Hotel

Apollo Bunder

Bombay 400 001

Phone: 243-519

Hours: 7:00 am to 10:30 pm

Wordell Chemists

24-hour chemist (pharmacy)

Stadium House
Veer Nariman Road (Church Gate Area, across from Ambassador Hotel)
Bombay
Phone: 220-768

Shopping

Khadi Bhandar Industries Emporium
286, Dadabhai Naoroji Road
Bombay 400 001
Phone: 263-288, 263-289
Department store for tourists; government-controlled with fixed prices.

Kashmir Government Art Emporium
Sir P. Mehta Road
Bombay 400 001
Phone: 316-822
Various handicrafts and art work from the Kashmir area of India; fixed prices.

Cottage Industries
34 Chhatrapati Shivaji Marg (near Taj Mahal Hotel)
Bombay 400 039
Phone: 243-537, 242-491
Well organized and well stocked with quality items; government controlled with fixed prices. This is the most recommended place to shop in Bombay.

Bombay Swadeshi Stores
Western India House
Sir P. Mehta Road
Bombay 400 001
Phone: 253-443

The Leela Kempinski Hotel shopping arcade
Sahar
Bombay 400 059
Phone: 636-3636

Gateway of India shops
(near Taj Mahal Hotel)
Apollo Bunder
Bombay 400 039
Prices are negotiable.

Taj Mahal Hotel shopping arcade
Apollo Bunder
Bombay 400 039
More expensive; fixed prices.

Hotel Oberoi Towers shopping arcade
Marine Drive, Nariman Point
Bombay 400 021
More expensive; fixed prices.

CHILDREN IN INDIA

A family trip to Meher Baba's home in India is a special event in your life with Him, one you will always treasure. It can also present its own unique frustrations. Please sit down with all travellers in your family while planning your pilgrimage, to consider all aspects of your trip, your needs and goals as a family group. We hope the information here will help guide you, whether you have been here before or are first-time visitors.

If you plan to bring a child (age seven or older) to India, here are a few suggestions to help make the trip more enjoyable.

- Bring a few things associated with home — favorite games, books, etc.
- Bring some familiar Western snack foods — dried fruits, nuts, crackers, granola cereal or bars, instant soup mix, or instant cocoa mix with powdered milk to avoid buying the questionable ones available locally.
- Bring lots of spare-time activities — books, puzzles, pocket games, cards, doodle pads, coloring books, arts and crafts, or simple sports equipment. Keep some as surprises to pull out during restless moments on the plane or in India.
- Decide how much to prepare your child for the new experiences he or she will encounter. Some children may be more affected by "culture shock" than others.
- Plan to stop at least once between Bombay and Ahmednagar for sleep and rest. Organize your travel plans carefully so that you'll know exactly where you will be going when you leave the Bombay airport.
- Make sure children take greater health precautions than they would at home:
- Be sure they realize that all water isn't safe to drink, or to use for brushing their teeth. In hotels within India, use only bottled water.
- Children should be careful not to put dirty fingers in their mouths and to wash their hands before eating anything and after using the toilet.
- Disposable moist towel packets are especially practical when traveling with children.
- You may need to explain how to use Indian toilets and help your children find Western ones if that is their preference.

We feel that our special efforts to have a clean environment, pure drinking water, a hygienic kitchen and non-spicy food at the Pilgrim Center makes the prospect of bringing a child to India a most reasonable one from a health standpoint. Nevertheless, please take extra precautions where children are concerned, in keeping healthy. Do make sure everyone wears a hat, even in overcast weather, as the sun is deceptively intense and can bring about flu-type symptoms, heat exhaustion, etc.

Younger children should not go for walks on their own for safety reasons. At both Meherabad and Meherazad there are hazards such as open wells

and ravines.

It is essential that everyone take precautions while riding in buses, cars and rickshaws. Keep all parts of your body completely inside the vehicle, even when it is parked on the side of the road. Driving styles and traffic patterns are different in India and children in particular may not realise how dangerous even an elbow on the window ledge can be.

Once in Ahmednagar, children will get more out of the visit if you find ways to include them in various activities. Introduce them to the mandali and other adults. Encourage them to share songs, stories, poems, or drawings. Tell them the history of places like Meherabad and Meherazad. Children often enjoy helping clean Meher Baba's Tomb in the early morning, arranging flowers there in the afternoon, and seeing Meher Baba's personal belongings at the Meherabad museum.

During certain seasons, i.e. July-August and December-January, there tend to be lots of kids and teenagers here with their families and there are often organized group activities, such as games, singing programs, etc. There is a supply of sports equipment at the Pilgrim Center as well as volleyball, board games, playing cards, etc. There is a court, a badminton court and a ping pong table. A kids' activity room has been established in a building outside the Pilgrim Center at Meherabad.

Some rules and customs may need explanation. Explain that people remove their shoes when entering Meher Baba's Tomb, Mandali Hall, and Baba's room at Meherabad.

Be sensitive to the needs of others. Children are welcome to ask questions or sit quietly during group discussions at Meherazad or elsewhere, but if they become restless, find some games or activities to keep them occupied outside. At the Meher Pilgrim Centre, see that children don't disturb others resting in their rooms.

The Pilgrim Center has a few rules for conduct in the building, and hours set aside as quiet time; enforcement of these is by the honor system. As a courtesy to others, please make sure everyone in your family understands and follows these simple rules.

At Meherabad, remember that excessive noise on the verandah is disturbing to others, especially when they may be listening to and taping stories in mandali hall.

If you need to leave your child for any length of time, find a responsible adult to babysit. At the Pilgrim Centre, make sure the staff know who the adult is and how long you'll be gone.

It may seem a self-evident thing, but it can't hurt to remind each other that responsibility for you and your activities lies with you yourselves. There are no regularly scheduled events for children or teenagers, and it is not possible to provide structured activities or supervision for kids on a regular basis here.

The Ahmednagar environment lends itself to opportunities for a lot of independence by older children, such as going shopping in a group without adults, going for walks at Meherabad or Meherazad, etc., but parents should take care to know where their kids are, and kids should know who they are accountable to, at all times.

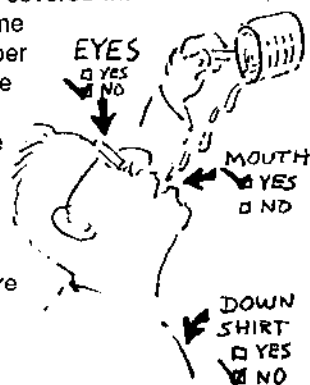
We need to be respectful of the natural environment in India as anywhere. Ahmednagar is an arid area and erosion is a problem. Seclusion Hill is particularly prone to this danger. Be mindful of the plants there which protect the soil. And if a member of your family wishes to take a souvenir stone from the hill, limit it to one or two small samples which can easily be carried back, thereby taking only a small toll on the hill.

Male and female pilgrims are accommodated in opposite wings of the Pilgrim Center. Every effort is made to keep family members together in the same room whenever possible. Usually when a younger child (not under age seven in any case) is accompanied by only a parent of the opposite sex, s/he is placed with the parent; an older child in that situation would have to be on the appropriate side for his or her gender.

CULTURAL DIFFERENCES

Drinking Water

At Meherazad and Meherabad, safe drinking water is provided in large black clay pots covered with tin lids. Nearby you'll find a brass dipper and some plastic or aluminum cups. The brass dipper is used to pour water from the pot into the cups. Since the cups are used by all, be sure not to drink from the actual lip of the cup. Just tip your head back, hold the cup directly vertical about two inches away from your mouth, and pour water directly into it. If this isn't possible, then wash the cup at the tap. When you're through, replace the dipper, cup, and lid where you found them.



Toilets

Eastern toilets differ from their Western counterparts in several ways. Instead of a raised seat with a toilet bowl, the Eastern variety is floor level, usually with a footrest on either side of the opening. Instead of toilet paper, water is provided in a bucket or tap, along with a small jar or cup, for cleaning purposes.

Never contaminate the water supply by dipping your fingers into the jar or bucket. Pour waste water into the toilet bowl only - never back into the jar or bucket.

After using the toilet, wash your hands thoroughly with soap and water. As a further precaution, you may want to follow the Eastern rule of hygiene: left hand for toilet, right hand for eating.

DELHI AND AGRA

If you want to see some of the famous tourist attractions of India on your way to Ahmednagar, consider flying directly to New Delhi and spending a few days visiting the sights in the Delhi-Agra area. New Delhi is more cosmopolitan than Bombay, and costs are more reasonable.

A moderately priced-hotel in New Delhi is the Y.M.C.A. International Guest House. Reservations and advance payment of at least Rs. 300 (single) and 350 (double) are required, made payable to CITI BANK, New Delhi.

International Guest House
10, Parliament Street
New Delhi 110 001
Phone: 311-561, 311-662, 311-763
Cable: EMISSARIUS

The best way to see the Delhi-Agra area is on an air-conditioned bus with an English-speaking guide. Luxury tours can be arranged through many Delhi hotels. Agra can also be reached from Delhi by express train, hired car, or daily flights on Indian Airlines. Bus tours may also be booked at the Agra railway station and tourist agencies.

Delhi was one of the capitals of the 16th and 17th century Moghul empire. Many interesting buildings still remain from these early periods of India's history. Among them is the Qutub Minar, an 800-year old sandstone minaret (one of the tallest in the world) and the Red Fort, a magnificent 17th century fortress. The Taj Mahal is located in Agra, about 200 kilometres (125 miles) from Delhi. This famous masoleum was built by the Moghul Emperor Shah Jehan in memory of his beloved queen Mumtaz Mahal. It is, of course, best viewed at night under a full moon. Other Agra sights include Fatehpur Sikri, a city built by the Emperor Akbar for his wives. Other mosques and tombs in the Agra area reproduce the style and intricate inlay work of the Taj Mahal.

Meher Baba visited the Taj Mahal in 1933 with His Western women disciples and the entire area again in 1939 on the Blue Bus Tours.

From Delhi you can fly via Indian Airlines to Aurangabad, a small city about 109 kilometres (68 miles) from Ahmednagar. Aurangabad is near both the Ellora and Ajanta caves (famous for Indian sacred art), Khuldabad (the "Valley of the Saints"), and the spectacular Daulatabad Fort. Western-style accommodations and bus tours are available. Meher Baba also visited this area many times.

From Aurangabad you can reach Ahmednagar by S.T. bus or hired taxi (approximately Rs. 500) in about two hours. There is an air-conditioned, second-class train, the Jhelum Express (4678 Up) which travels from Delhi to Poona, with a stop in Ahmednagar.

For further travel and price information, consult one of the Government of India Tourist Offices. You can obtain the address of the office nearest you from the Indian consulate. U.S. offices are listed below:

Government of India Tourist Office
30 Rockefeller Plaza, N. Mezzanine
New York, NY 10020
Phone: (212) 586-4901

Government of India Tourist Office
3550 Wilshire Blvd., Suite 204
Los Angeles, CA 90010
Phone: (213) 380-8855

Government of India Tourist Office
201 N. Michigan Avenue
Chicago, IL 60601
Phone (312) 236-6899

India — A travel Survival Kit Published by Lonely Planet Publications. This is the best guidebook for the budget traveler.

Fodor's Guide to India (published by David McKay, New York) contains detailed information about Delhi, Agra, and Aurangabad. Be sure to book reservations through an experienced travel agency, as many of these spots are quite crowded during the tourist season.

Emergency Contact

For emergency assistance only in the New Delhi area, contact:

Mohkam and Kusum Singh
B-171 Greater Kailash I
New Delhi, 110 048
Phone: 641-8923

FOOD

Indian food is quite tasty, but since it can also be hot and spicy, you may want to request mild spices when eating in unfamiliar restaurants. Some common dishes and useful vocabulary are listed below:

Breads

- Chappati or roti: thin tortilla bread made from wheat flour
- Bakri: heavy tortilla bread made from millet flour
- Nan: Indian pita bread

- Pappadam: single-layer fried crisp or cracker
- Puri: double-layer fried crisp or cracker
- Paratha: deep-fried bread
- Finger sticks: U.S. "French fries" or British "chips"

Dairy Products

- Doodh: milk
- Dahi: curds or yogurt
- Raita: yogurt seasoned with tomato and cucumber
- Lassi: yogurt shake, either sweet or salty

Vegetables

- Dal: curried lentils or split peas
- Samosa: vegetable-stuffed turnover
- Bhujija: tempura-type vegetables fried in batter

Grains

- Pillau: spicy rice dish, usually with ground meat
- Biryani: spicy rice dish with almonds and sliced meat

Fruits

- Sweet limes: oranges
- Sitaful, Ramful: custard apples

Meat

- Tandoori cooking: meat or poultry cooked in a hot clay oven, usually marinated in a spicy sauce
- Pomphret: white fish
- Kebab: meat cooked on a skewer

Desserts

- Barfi: sweet milk fudge
- Gulub jam: deep fried milk balls served in syrup
- Rava: sweet wheat cereal
- Jalebi: crisp sugary pretzels

Miscellaneous

- Pani: water
- Chai: tea with milk and sugar
- Chutney: spicy relish made from mangos, coconut, peppers, mint, and garlic
- Ghee: clarified butter, used for frying foods
- Pan: betel nut and spices

HEALTH

Medical Assistance to Travellers

For those wishing to travel in areas other than Bombay, Pune and Ahmednagar where medical contacts are already given, the recently formed International Association for Medical Assistance to Travellers (IAMAT) has set up centers in 125 countries with English-speaking physicians who are on call 24 hours a day. IAMAT publishes an annual directory of medical centers and associated physicians who have agreed to a set payment schedule for IAMAT members. There is no membership fee, but a small donation has been requested for those wishing to join. For information write to one of the membership offices:

417 Center Street, Lewiston, N.Y. 14092, USA

188 Nicklin Road, Guelph, Ontario N1H 7L5, Canada

575 Bourke Street, Melbourne, 3000, Australia

Gotthardstrasse 17, CH 6300, Zug, Switzerland

Pharmacies

Pharmacies or drug stores in India are known as "chemists." They may differ from Western pharmacies in several ways:

- Chemists may not necessarily have pharmacology degrees and may not always be familiar with the drugs they sell.
- Doctor's prescriptions are generally not required to purchase medicines.
- Medicines may be sold loose by the tablet. For sanitary reasons, purchase only tablets that are individually sealed in foil or an entire unopened bottle.
- Examine what you purchase carefully. Read the ingredients on the container and check the date of manufacture to make sure the medicine is still fresh.

Medical Care

Always make certain that the technician uses a disposable syringe. At the smaller medical facilities you may want to take one with you. They are easily available at all chemists. Be certain that any injections given are from sealed vials.

Diarrhea

Diarrhea is one of the most common illnesses to affect travelers. Usually due to changes in food or water or the stresses of traveling, it disappears in several days. More severe types of diarrhea lasting longer than three days should be treated by a doctor, particularly if blood or mucous appear in the stools.

If you do get diarrhea, avoid spices, fried food, raw fruits and vegetables, alcohol and drinks containing caffeine. Instead, eat bland foods such as crackers, cooked cereals, potatoes, plain rice, eggs, ripe bananas, and gelatin. Above all, to avoid reinfesting yourself, make sure any foods you eat are washed and prepared under sanitary conditions and that any liquids you drink are boiled and filtered and meet the standards described earlier.

Sunstroke

The symptoms of sunstroke are headache, nausea, muscle pains, fever and vomiting. These are the body's reaction to overexposure to the sun or the increased stress of heat and activity. Consult a doctor if the symptoms or fever become severe. To avoid sunstroke:

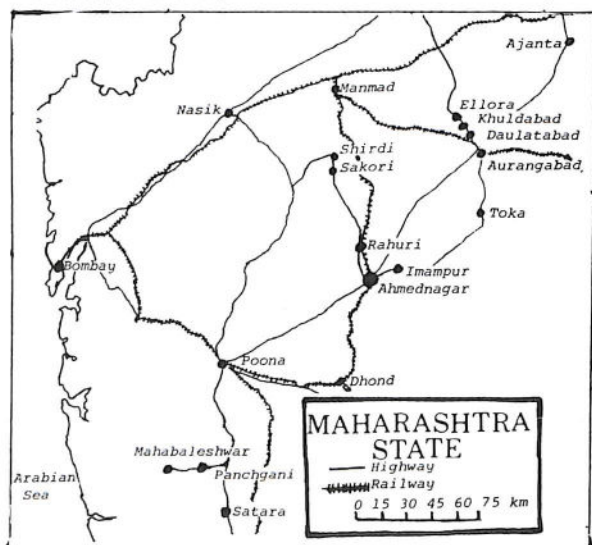
- Cover your head well from your forehead to the nape of your neck with a broad brimmed hat when outside in the sun.
- Drink plenty of fluids and avoid intense activity in the heat of the day.
- Wear sunglasses if exposed to glare.

Anyone with a history of cardiovascular disease should take extra precautions.

MAHARASHTRA STATE

Some places in Maharashtra State are significant because of Meher Baba's visits and work there.

A few of these spots can be visited on a day's trip from Ahmednagar, but others require overnight visits. For example, Happy Valley and Imampur can be visited easily in one morning. Toka, Khuldabad, Daulatabad, and Ellora can be seen in one day. A more extensive visit to Ajanta and other



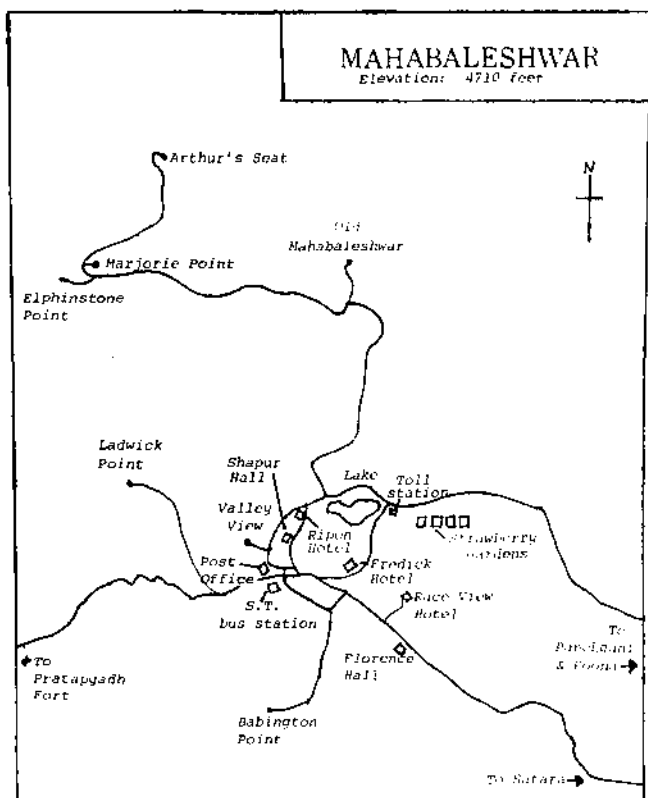
spots around Aurangabad would require an overnight stop. Rahuri, Sakori, and Shirdi can also be seen in one day, but Nasik would require an extra day. A trip to Mahabaleshwar, Panchgani, and Satara would take two to three days.

Happy Valley. A wooded spot four miles north of Pimpalgaon-Malvi. Tradition has it that Ram and Sita spent a few days of their years in exile here, and the legend goes that Ram shot an arrow into the ground, creating a spring so that Sita could bathe. Meher Baba visited Happy Valley many times.

Imampur. A village about 22 kilometres (14 miles) north of Ahmednagar on the Aurangabad road. In the ruins of an old mosque here occurred the famous "pigeon incident" at the end of the New Life phase of Meher Baba's work.

Toka. Also north of Ahmednagar on the Aurangabad road. For a brief period in 1928, Toka was the site of Meher Baba's ashram and school for boys.

Aurangabad. A city 109 kilometres (68 miles) north of Ahmednagar midway between the Ellora and Ajanta caves. Aurangabad contains a number of Western-style hotels and restaurants. Commercial tours can be arranged to the historic spots in the area. The Bib-ka-Maqbara, or so called "Mini-

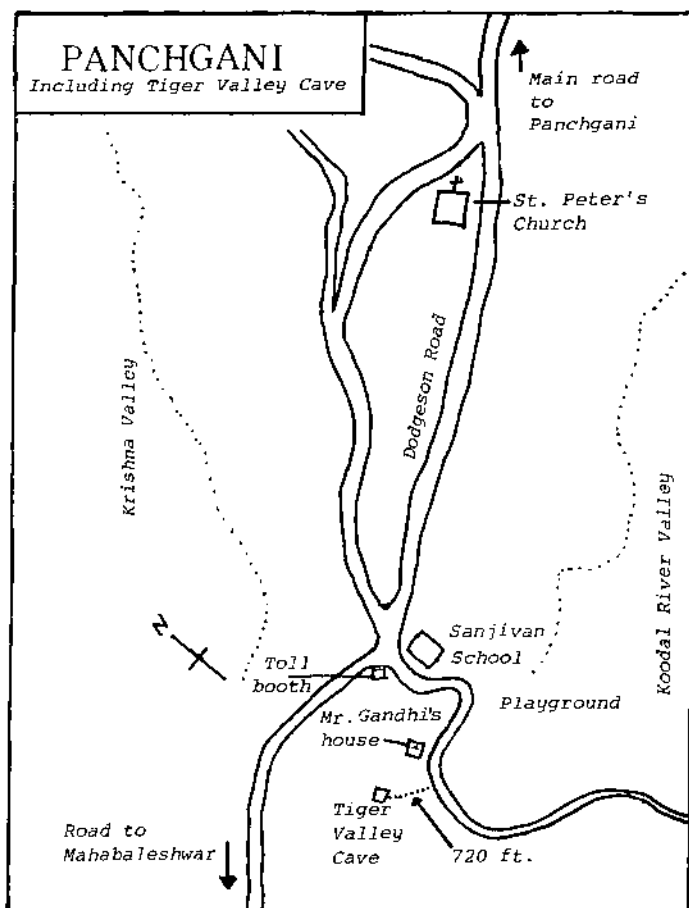


Taj," is also located here. This tomb was built by the Emperor Aurangzeb in memory of his wife and modeled after the Taj Mahal, built by his father.

Khuldabad. A village near Aurangabad on the road to Ellora. Khuldabad is called the "Valley of the Saints" because of a large-scale Sufi migration to this spot several hundred years ago. At the tomb of one of these figures, the Perfect Master Zar Zari Zurbaksh (who had died 600 years previously), Sai Baba received God-Realization. The Emperor Aurangzeb's tomb is nearby. Meher Baba visited Khuldabad often and at one of the saint's tombs He bowed down six thousand times.

Daulatabad. The site of an 800-year-old stone fort with defenses so remarkable, the story goes, that it could only be conquered through internal treachery.

Ellora. An area containing 34 caves carved entirely from stone. Dating back to the 6th through 13th centuries, these caves are a good example of Hindu, Buddhist, and Jain architecture and sculpture. The huge Kailash cave (mentioned in Francis Brabazon's *Stay with God*) measures 50 by 33

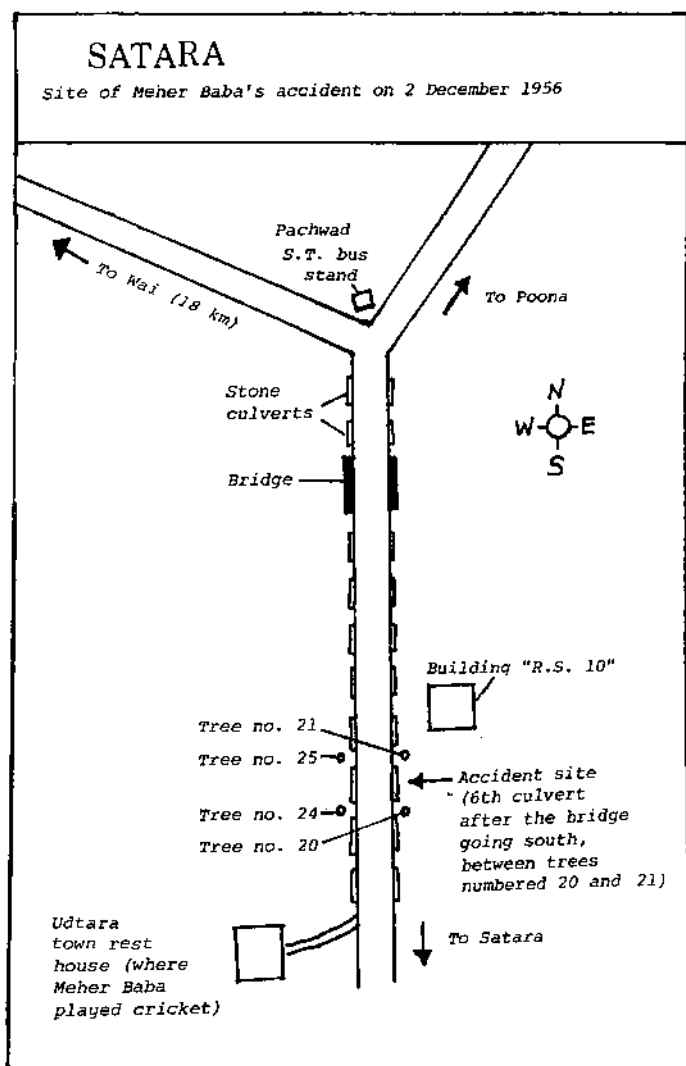


by 33 metres. Buddhist cave number 10 contains a beautiful large statue of Buddha. Meher Baba visited the Ellora caves many times.

Ajanta. An area with 30 Buddhist caves dating back to the 2nd century B.C. containing a number of painted murals and sculpture on the life of Buddha. Meher Baba visited Ajanta at least once.

Rahuri. The site of Meher Baba's ashram for the masts and mad in the last 1930s.

Sakori and Shirdi. Two places associated with Meher Baba's early years. Sakori was the seat of the Perfect Master Upasni Maharaj, one of Meher Baba's five masters. Upasni Maharaj's tomb and the ashram of His disciples



are located here. Shirdi is associated with Sai Baba, another of Meher Baba's masters. Sai Baba's tomb in Shirdi is still maintained for pilgrims and visitors.

Nasik. On the banks of the Godavri River, this city is a place of pilgrimage for Hindus who come to bathe in its waters. More than two thousand temples may be found in the area. Nasik was the site of Meher Baba's first ashram for Western disciples in 1936-7.

Mahabaleshwar. A hill station resort area with many spectacular vantage points about 125 kilometres (78 miles) southwest of Pune. The photograph of Meher Baba standing with His arms outstretched in front of mountainous terrain was taken here at Arthur's Seat. The Ripon Hotel (telephone number 257) in Mahabaleshwar is owned by Baba followers. Pratapgad, a nearby fort, is associated with the warrior Shivaji. Meher Baba lived and worked in this area on a number of occasions, including significant periods of the New Life. The meeting on October 16, 1950, in which Meher Baba stepped out of the New Life for one day and gave a talk entitled "Baba's Sermon," was held in the Aga Khan's stable (Florence Hall) in Mahabaleshwar.

Please note: Shapur Hall, another building shown on the map, is a private residence for which entry is strictly prohibited.

Panchgani. Another hilly area near Mahabaleshwar containing the famous Tiger Valley cave where Meher Baba spent time in seclusion.

Satara. The city 106 kilometres (66 miles) south of Pune where Meher Baba spent a great deal of time. Satara is the site of Meher Baba's automobile accident in December of 1956.

PUNE

Medical

Dr. Arvind Chopra M.D., M.N.A.M.S.
Res- Baba House
765, Dastur Meher Road,
Pune - 411 001
Home telephone 640115, 660596

Consulting

Medinova Diagnostic Services (opp. Modern High School)
1319, Junglee Maharaj Road,
Pune 411 055
Tel. - 59431, 51986
Mon., Wed., Fri. 9:30-11:30 a.m., 5:00-6:00 p.m.
Tues., Thurs., 6:00 - 7:30 p.m.
Sat., By appointment

Hospitals

Inlaks & Budhrani Hospital
7-9 Koregaon Park Road
Pune 411 011
Tel: 669086

This is currently the most recommended hospital in Pune. It is located behind the Blue Diamond Hotel

Dentist

Dr. A.S. Pingale
Pingale Dental Care Centre
Office No. 14, 5th floor
Aurora Towers
M.G. Road
Pune 411001
Phone: 667744

Pharmacies

Ruby Hall Nursing Home
40, Sassoon Road
Pune 411 001
Phone: 25-391, 20-961, 20-962
24-hour pharmacist.

Other pharmacies are located on Mahatma Gandhi Road near the Kashmiri Shop. They are closed Sundays, and Monday through Saturday from 1:00 to 4:00 pm.

Shopping

The best shopping is found on Mahatma Gandhi Road from the Aurora Towers south. Stores are generally open Monday through Saturday from 10:00 am to 1:00 pm, and 4:00 to 8:00 pm.

Guides to shopping in Pune/Men's and Women's tailoring

Sam and Roshan Kerawalla
Villoo House
616 Sachapir Street
Pune 411001
Phone: 24498
Hours: 9:00 a.m. to 12:30 p.m., 4:00 p.m. to 8:00 p.m.

Sam & Roshan are Baba lovers who have generously offered their time to guide pilgrims in their shopping in Pune. Please phone or stop at Baba House for directions to their home.

Gifts

Sunbeam
206 Dhole Patel Road
Konark Park, Pune 41001
Hours: 10:00 a.m. to 10:00 p.m.

A video, greeting card and gift shop owned and operated by Baba's twins, Rustom and Sorab Irani. You are welcome to stop by for a visit.

Wonderland Shopping Mall

Between Mahatma Gandhi Road and East Street. Contains a number of shops and restaurants, including Spicers, a 7th Day Adventist health food store and bakery. Spicers' hours are Sunday through Thursday, 10:00 am to 8:00 pm, and Fridays from 10:00 am to 5:30 pm. Closed Saturdays.

Bombay Swadeshi

Mahatma Gandhi Road

Fixed prices, government-controlled.

Kashmiri Shop

Mahatma Gandhi Road

Items from Kashmir. No fixed prices. Bargain carefully.

A. Dinshaw & Co.

2, Mahatma Gandhi Road

Phone:24-749

Excellent optometrist and watch repair.

Manney's Bookshop

Moledina Road

(next to the Place, formerly the Sizzler)

Western and Eastern books and magazines.

Dorabjee's

Moledina Road (next to Air India)

Reliable grocery and department store with fixed prices.

Photographers

Passport size photos available while you wait. Less than \$1.00 per photo:

R.K. Studio

14 Connaught Road, (Across from Hotel Amir)

Station Corner

Pune 411 001

Varma Studio

12, Moledina Road (Near Aurora Towers Hotel)

Pune 411 001

Phone: 663404

Camera Repair

S.M Gaikwad

214 M.G. Road (Near Chandan's Department Store)

Pune

Travel Agent

In addition to being a general travel agent this particular travel agent also makes train reservations.

Sunbeam International Links
(across from Hermes Complex & Sunbeam Video)
4, Balakrishna Apts.
6 Dhole Patil Road,
Pune 411 001
Phone: 668199 (Residence phone for emergencies only: 641649)
Telex: 145-450 OPBP IN
Fax: 212-660688
Manager: Mahesh Prabhune

Watches: Sales & Repair

Buder Watch Co.
61, M.G. Road,
Pune 411 001
Pune 662882

Business Center/Fax Services

Nathani Executive Centre
2/12 Aurora Towers
Pune 411 001
Phone: 669544, 664005

Octroi Tax

Under normal circumstances, you should not have to be concerned about this tax. Octroi tax is a local tax on valuable property or goods brought into a district. In Pune, tax collectors are stationed at points outside the city. The only possibility of your being stopped by these officials is if you are in a taxi and your luggage is displayed prominently on the top or in an open trunk.

Octroi tax applies only to items staying in the district. You are not liable for Pune octroi tax, even if you plan to stay in the city for a night or two. If you should be stopped, explain to the official that you are a tourist en route to Ahmednagar.

POSTAL SERVICE

From the West to India

Airmail letters take about one to three weeks to reach India. When addressing letters, be sure to use the Indian "pin code" (like the U.S. zip code). Common pin codes are:

Bombay:

Santa Cruz	400 057
Juhu Beach	400 049
Dadar	400 014
Fort	400 020, 021, 039

Pune: 411 001

Ahmednagar: 414 001

Preprinted aerograms are generally the least expensive way to send mail to India. The price is fixed and no enclosures are allowed. Packages other than letters or printed matter mailed to India should be sent registered mail to avoid the risk of loss. Mark the package "Unsolicited gift valued at not more than —" (giving the value). Items under U.S. \$2.00 and food packages under U.S. \$4.00 are not subject to customs duty; packages above these limits are subject to duty (sometimes as much as 150% of their value). Books are duty free.

From India to the West

Airmail letters take about ten to fourteen days to reach the West. Be sure to mark your items "Airmail." Otherwise even with sufficient postage, your letters or packages might go seemail.

For sanitary reasons, don't lick stamps or envelopes. Use a sponge or the paste provided at post offices. Stamps may sometimes be removed from international mail before cancellation, so always mail your letters at the post office itself, not in a letter box. Watch to see that the mail clerk cancels the stamps. (This caution applies only to foreign letters and not to aerograms or other mail where the stamp is actually printed on the card or envelope.) In Ahmednagar, mail placed in the outgoing box at the Registration Office or Meher Pilgrim Centre will be taken to the post office for you.

Don't forget that aerograms must be mailed from the country of origin. U.S. aerograms, for example, can only be mailed in the United States. Indian aerograms can only be mailed in India.

COURIER SERVICE

Indrapuri Express
Couriers Pvt. Ltd.
27/29 Dr. M.B. Velkar Street,
(Kolbhat Lane)
Ground Floor,
Kabadevi Road,
Bombay 400 002
Phone: 293 228, 310 234

Indrapuri Express
Couriers Pvt. Ltd.
3354, Khist Lane,
Sangam Chauk
Ahmednagar
Phone: 23231

RAILWAYS

Tickets

The Indian Railway system has two classes of service. First class is recommended for Westerners. Second class is acceptable, but less clean, private, and comfortable than first class.

You can purchase first class seats either in open chair carriages, where half the seats face backward, or in private compartments. Compartments contain two to four berths, or padded benches that fold down from the wall at night for sleeping. (Linens and blankets are not provided.) During the day, upper berths are folded up, and one or two additional passengers are assigned per compartment. A two-berth compartment (one upper, one lower) is called a coupe. When two are traveling together, a coupe provides maximum safety and privacy.

Reservations

No matter what type of first or second class ticket you buy, you should also obtain a seat reservation guaranteeing you a specific seat or berth on the train. A reservation sold as part of the ticket is called a "ticket-cum-reservation." A reservation sold separately is an additional stub or paper receipt.

How and when you purchase a ticket differs significantly depending upon whether you are able to make a reservation in advance. Both methods are discussed below. The first is useful for travelers who will be spending several days in one place and can get to the railway station ahead of time to reserve seats. The second applies to travelers en route who cannot reserve seats in advance.

Traveling with Advanced Reservations

In order to reserve tickets in advance, you must get to the railway station to purchase your ticket at least a half day before train time. This means you must go there before noon for an evening train or by late afternoon for the next morning one. Reservation counters at railway stations are open during normal business hours (9:00 am - 12:30 pm and 1:00 to 4:00 pm), but counters for specific trains may close earlier.

At the station you obtain a reservation form, usually available near the reservation counters. Fill out the form with information about yourself and the tickets you desire. Cross out all of the words that do not apply. For example, if you want reserved seats, one way, on the 4131 Down train

from Bombay to Ahmednagar, your form should look something like this: At the top you would cross out everything but the word Reservation. You would fill in your destination, train name, date, and class of service you want. Since the number 4131 Down is a night train, you would probably cross out seats and leave berths uncrossed.

Take the form to the reservation counter for the train you want. In larger stations there are computerized counters for all trains. In smaller stations like Pune and Ahmednagar, there are specific counters for first and second class tickets. If in doubt, ask any of the railway officials dressed in black coats with badges. Often stations like Bombay have a Foreign Tourist Guide who will help you.

At the ticket counter, the clerk will check his reservations list and tell you whether seats are available. If so, you pay for your ticket and the seat reservation together. (The reservation is usually only a few rupees extra.)

Check that your ticket lists the correct date, class, train number, and time. Remember that in India the day is listed before the month.

Later, you can return to the station to catch your train about thirty minutes before train time. A large board posted near the train platforms will list all of the trains, their platform numbers, and departure times. Find the correct train and platform. Then check your ticket for the following information:

- Carriage number — for example 2104
- Compartment letter, if any — A, B, C, etc.
- Seat number — 1, 2, 3, etc.

Requisition for Reservation, General
~~For Return Journey, General~~

Station from Bombay

Station to Ahmednagar

Date of Journey 19 June 1982

Train Name and No. 1 Down

Class 1st Berths/Ceets 2

Sr. No.	Name in Block letters	Sex	Age
1	Mary Jones	F	29
2	Peter Jones	M	33
3			
4			
5			
6			

Ticket No.

Maximum permissible 4 per party and 6 per family (on reserve)

Name Peter Jones

Telephone No. 230445

Address YWCA International
Guest House

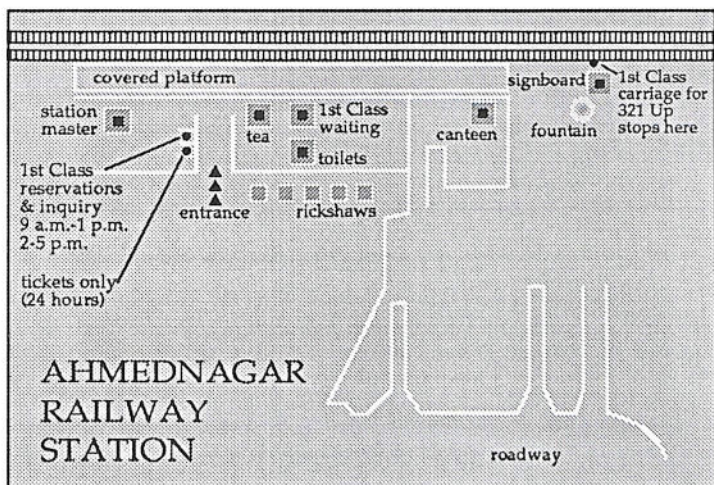
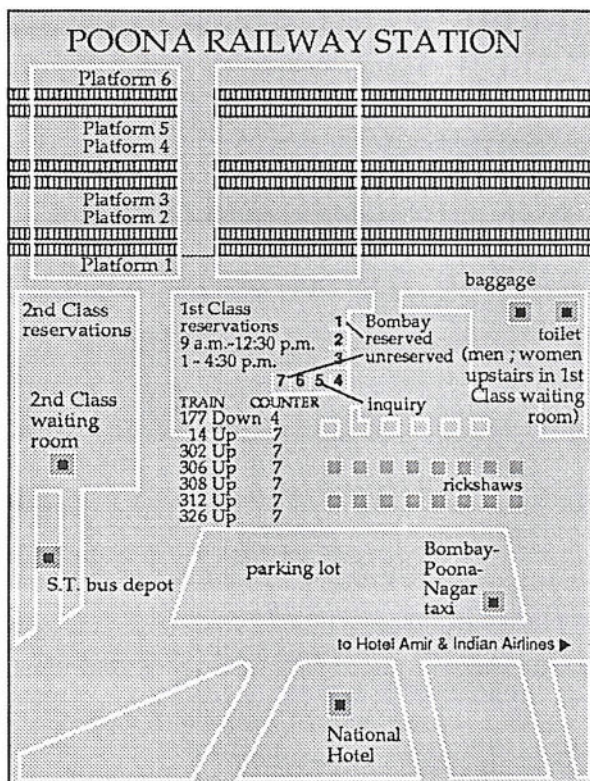
Peter Jones
Signature

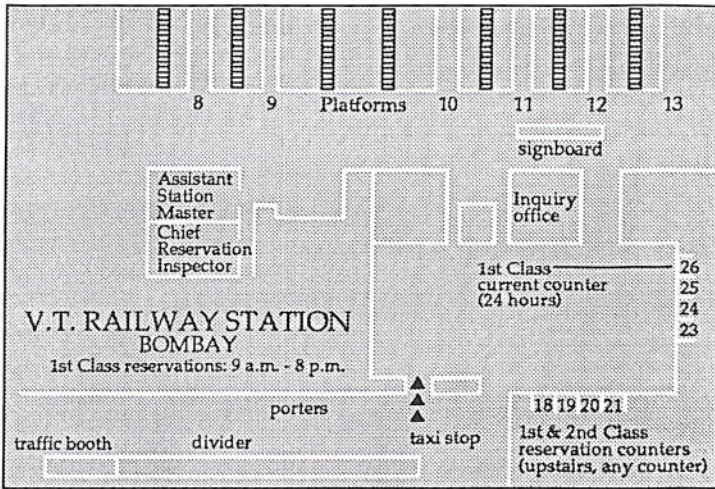
Date and Time of cancellation.....

Date and Time of Booking.....

.....
Signature of Reservation Clerk

To be filled in by staff.
C.R.P.No.—01-80-0453-10-80





Carriage numbers are marked at the end of each carriage. Compartment letters are marked outside each compartment. Seats are also marked. If you see the train conductor, it's a good idea to check with him, to make sure that you are on his list and that you have found the correct carriage and compartment. Certain carriages may be removed later from the train to go on to other destinations, so you need to make sure you're in the right carriage. After the train starts, the conductor will check your ticket. You keep the ticket for the entire journey and surrender it at the exit gate as you leave the railway station at your destination.

Traveling without Advanced Reservations

Just because you don't have a reservation doesn't mean that you can't travel by train; it just makes the process a little more complicated. Make sure you get to the railway station at least an hour or two before train time. Instead of purchasing your ticket at the appropriate reservation counter, you will probably have to go to the 24 hour "Current Counter," where tickets for all trains are sold after the reservation lists close (At the time of printing the "Current Counter" is counter #25 at V.T. Station Main Building).

After you purchase a ticket, the next step is to get yourself a seat reservation. Once the reservation counters close, reservation lists are sent to the individual train conductors and the Chief Reservation Inspector, if there is one at the station. Each train usually has a small number of unreserved seats or last-minute cancellations. Sometimes seats are also held to the last moment for government officials and other VIPs.

If the station has a Foreign Tourist Guide, show him your passport and ask his help in getting a reservation from this special quota. For example, in Bombay the foreign Tourist Guide (Window 22) which is located in the air-conditioned Reservation Building, adjacent to the main building, will give you a priority if you pay in foreign exchange. Sometimes he will sell tickets for Rupees to foreigners if you have a foreign exchange encashment

receipt. The line is generally shorter at this window. Otherwise, find the inspector or train conductor and ask if there are any unreserved seats available for your train. (Train conductors can often be found near the first-class carriages.) Make sure the official understands that you are a foreign tourist and should get first preference. If a seat is available, ask him to put your name on the list. You may have to pay a few rupees — in effect, the same as purchasing a reservation. Make sure you get a receipt.

Travelling by Train from Pune to Ahmednagar

The Goa Express, #2701, leaves Pune daily at 12:15 p.m., arriving in Ahmednagar around 3:30 p.m. in time to check in at the Registration office before going to the Pilgrim Center.

Three types of accommodations are available: 1st class non-air-conditioned, 2nd class air-conditioned, and regular second class. The most expensive and most comfortable is 2nd class air-conditioned. Reservations are not necessary. Buy your ticket the day of departure at the "Current Counter." (See diagram of Pune railway station). On the platform, the train is identified as Miraj-Niza Muddin. If the train is crowded, ask the ticket taker for seats in the area reserved for quotas beyond Ahmednagar — such as Nasik and Manmad. Your second class A/C ticket is also good for seats in 1st class non-airconditioned.

If you have come earlier that day from Bombay, you can check your luggage at the cloak room in the station for a small charge. Be sure to check the timing of the cloak room, as it closes for lunch. If you plan to take this train and by chance it arrives late that day, you can always catch a taxi across from the station.

Please note that the Goa Express only stops in Ahmednagar for a few minutes, so you must be prepared to depart from the train the moment it arrives. After the train leaves Pune, it makes one stop at Daund, then stops at Ahmednagar about 1 hour and 20 minutes later. It passes Meherabad on the way, so when you see the Samadhi and the Pilgrim Centre you know you are near the station.

If you have a lot of luggage, it is suggested that you position your luggage near the door of the carriage so you can get off quickly when the train stops in Ahmednagar.

If you have already checked into the Pilgrim Centre, one particularly comfortable way to travel from Pune to Ahmednagar, is the Pune-Jammu-Jhelum Express 4677, from Pune to Delhi. It leaves Pune at 5:40 p.m. everyday (except Mondays when it leaves later) and arrives Ahmednagar about 8:45 p.m., early enough to go to the Pilgrim Centre by the 9:30 p.m. curfew, but too late to check into the Pilgrim Centre Registration office which closes by 6:00 p.m. There are four berths in the air-conditioned second class section which are empty from Pune to Ahmednagar and are reserved for the Ahmednagar quota. The cost of a ticket is under Rs. 200.

This train is very clean, comfortable and safe, but unfortunately reaches Ahmednagar too late for arriving pilgrims to check into the Pilgrim Centre.

Buy your ticket the day of your departure at the Current Counter. There are no reservations available, but there are generally seats.

After buying your ticket, go to the second air-conditioned carriage, A/2. You will note on the paper pasted outside the train that seats 19 through 22 are reserved for "ANG" which is the Ahmednagar quota. Show your tickets to the Ticket Collector and tell him you are going to Ahmednagar.

This train should depart on time since it originates in Pune, however check the time of departure before purchasing the ticket because if it leaves past 6:00 p.m. you will not get to the Pilgrim Centre by the curfew of 9:30 p.m. In that event you can always take a taxi from the Pune Ahmednagar taxi stand located across the street from the Railway Station.

A word about second class air-conditioned coaches — bedding is available for a small fee, even for short distances as between Pune and Ahmednagar.

<u>Train Name</u>	<u>Number</u>	<u>Leave Pune</u>	<u>Arrive Ahmednagar</u>
Goa Express	2701	12:15 p.m.	3:30 p.m.
Jhelum Express	4677 Down	5:40 p.m. (except Mondays)	8:45 p.m.

Travelling by Train from Ahmednagar to Pune

The train is a very comfortable way to travel to Pune. There are two trains to Pune, the Jhelam Express and the Goa Express. Travel time for the Jhelam Express is four hours, and three and 1/2 by the Goa Express. Since both morning trains are often late, phone ahead before leaving for the Railway Station. Once there, buy a ticket for whichever train is coming first. Reservations are not available, nor necessary. Avoid taking the trains if you must reach Pune to make the 3:15 p.m. railway connection to Bombay. The Goa Express is the most reliable in terms of arriving in Ahmednagar on schedule. Even if it is late, it generally makes up the time.

Both trains have 2nd class air conditioned carriages, which are the most comfortable. The A/C carriages have sealed windows. For a small charge they will supply blankets, sheets and a pillow.

<u>Train Name</u>	<u>Number</u>	<u>Leave Ahmednagar</u>	<u>Arrive Pune</u>
Jhelum Express	4678	11:17 a.m.	3:20 p.m.
Goa Express	2702	11:30 a.m.	3:00 p.m.

Porter Service

Official railway porters dressed in red shirts with numbered armbands will carry your luggage from the sidewalk to the ticket counters and then onto the train. When you hire a porter, make a note of the identification number

on his armband. Do this in his presence so he will know that you'll report him should anything happen to your luggage. It's also a wise idea to keep the porter and your luggage in sight at all times.

The posted rate is five rupees per suitcase, plus nine for any luggage trolley used, regardless of the number of porters assisting you. Waiting charges are Rs. 5.00 for each thirty minutes. In practice, porters may try to charge a great deal more than the fair rate. As with taxi drivers, the cool but firm approach is best. Make sure your luggage is safely stowed on the train before dealing with the question of payment. If someone can watch your luggage, step outside the train or the compartment to pay the porter. Pay him, firmly sticking to the fair price. Then walk away, close the compartment door, reboard the train, or otherwise close off the discussion. If the porter becomes difficult, you can also appeal to your fellow travelers for help.

TAXIS

Negotiating with Taxi Drivers for Long distance Travel

To establish a strong negotiating position with a taxi driver, make sure you fix the price, or the basis for the price (meter plus tariff card surcharge), before you start. For a fixed price, offer the taxi driver half of what you'd really consider paying. In return, he'll ask for twice as much as he'll probably take. Rally back and forth until you reach a mutually agreeable price. Do not put anything in the taxi or get into it until this has been established.

At the end of the ride, the driver may try to demand more than you agreed upon. This situation requires a cool, but firm, response. First, without committing yourself, unload all of your luggage from the taxi. Next, approach the driver and stick firmly to the price you agreed upon. Pay the driver this amount and close off the conversation as quickly as possible. If he refuses to accept, just leave the money and walk away. Don't be deterred by threats to call the police or attempts to embarrass you in front of others. If the driver demands more than the meter plus tariff card surcharge, he is at risk legally, not you. If necessary, threaten to report him to the police. In Bombay, the proper authority is:

Deputy Commissioner of Police
Traffic Control Branch (opposite Sachwalaya)
Bombay 400 032

Safety Tips

- When traveling at night, seek the help of a hotel desk clerk to obtain a taxi. Unless the driver is known to you or to hotel staff, don't take a taxi after 11:00 pm, particularly if you are alone.
- Never allow strangers other than the driver in the taxi with you.
- In the presence of the driver, write down his license plate number or the registration number printed on the rear of his taxi. If possible, leave this information with hotel staff. The driver and you then both know that if there's any trouble, he can be reported to the police.

- Before engaging any taxi, check the condition of the tires to make sure they are roadworthy.

TELEGRAMS

From the West to India

International cables take one or two days to reach India. In the U.S., there is only one rate, whether sent day or night, calculated by the word. Many Indian hotels (and the Trust Office in Ahmednagar) have one-word cable codes that replace the recipient's full name and street address. Just include the cable code, city, and Indian state name. Indian "pin code" is not necessary. The country name (India) is free. It's also a good idea to spell out the state name and any critical numbers, such as dates or flight times. You can sometimes string words together up to ten letters. Words over ten letters count as two words. Cables to the Trust should include the name of the specific person or office, such as Pilgrim Reservations.

A sample telegram notifying the Pilgrim Reservation office of last-minute changes in your arrival date might read:

PILGRIM RESERVATIONS
MEHERBABA
AHMEDNAGAR MAHARASHTRA
(INDIA)

ARRIVAL CHANGED REQUEST PILGRIM CENTRE JUNE NINETEEN
DEPARTING JULY THREE PLEASE CONFIRM

MARY JONES
TEN MAIN STREET
ATLANTA GEORGIA 30307 USA
(404) 555-7171

From India to the West

You can send two types of international telegrams from India to the West:

- Letter telegrams — class "LT," two day delivery, 22 word minimum, medium cost
- Express foreign — class "XF," one day delivery, no minimum number of words, high cost

When addressing the telegram, put the recipient's state and country in parentheses; you are not charged for them. If there is no telegraph office near the recipient, it's a good idea to include the name of the closest large city. For faster delivery, include a telephone number.

A sample telegram notifying a friend of the time of your return might read:

JOHN SMITH
FOURTEEN WASHINGTON STREET
BLOOMFIELD (NEW JERSEY USA)
(202) 555-1234

ARRIVING FEBRUARY THIRD JFK AIRINDIA ONE FOUR SEVEN AT
TWO IN THE AFTERNOON
GEORGE

Within India

You can send two types of domestic telegrams within India

- Ordinary — class "O," normal delivery time, low cost
- Express — class "EXPRESS," faster delivery time, medium cost

When addressing the telegram, be sure to include the Indian "pin code." Telegraph offices are found throughout India, often at post offices, railway stations, and airports. Usually the offices are open 24 hours a day, but normal business hours cost slightly more. When you telegrams are a good way to notify the Trust Office of any expected time of arrival in Ahmednagar. A sample telegram class, might read:

PILGRIM RESERVATIONS
MEHERBABA
AHMEDNAGAR
MAHARASHTRA 414 001

DELAYED BOMBAY ARRIVE JUNE TWENTY MORNING
MARY JONES

TELEPHONES

Direct telephone dialing to Pilgrim Centre

Recently direct dialing to India from overseas has improved. However, it is sometimes still difficult to reach Ahmednagar by telephone from the West. It is often necessary to dial repeatedly until the call goes through. Calls may still be placed station-to-station or person-to-person through International Operator. When dialing direct from the U.S., rates between 6:00 p.m. and 6:00 a.m. are almost half the regular day rates. Check with the International Operator for exact charges.

The direct dialing code from the U.S. to the Pilgrim Centre is 011-91-241-24563. For those wishing to call from other countries the meaning of the numbers is as follows: 011 (U.S. International Operator), 91 (country code for India), 241 (Ahmednagar), 24563 (Pilgrim Centre).

In terms of time, India is 13 1/2 hours ahead of Los Angeles (Pacific Standard time). Individuals living elsewhere may adjust their time accordingly. (See page 100 for the time Zone chart.) The best time to reach a pilgrim, Ahmednagar time, is from 8:00 a.m. to 9:45 a.m. and from 8:00 p.m. to 9:45 p.m. Keep in mind that arti takes place daily from 7:00 a.m. and from 7:00 p.m. to 7:45 p.m. Sometimes pilgrims are late returning to the Pilgrim Centre from arti. On Tuesdays, Thursdays, and Saturdays pilgrims are often at Meherazad from 10:00 a.m. until 4:00 p.m. and on

Sundays from 10:00 a.m. until 1:30 p.m.

The Pilgrim Centre phone number is meant only for telephoning pilgrims. Reservations for the Pilgrim Centre cannot be made by telephone. They may be made only by a letter or telegram to Pilgrim Centre Reservations.

Operated Assisted Calls From India to the West

Making an international telephone call from India to the West is more complicated. Calls from a hotel in Bombay or Pune can be made with the assistance of the hotel operator. In Ahmednagar, place your call through the local "trunk booking" operator. Tell the operator the number you are dialing from, the telephone number and name of the party you want to reach in the West, and then your name and the type of call (collect, for example). The operator will give you a ticket number that identifies your call. Use the ticket number to check up on the booking and later to find out the time and charges. (Please note: Person-to-person calls, known by Indian telephone operators as "PP," are charged the same as station-to-station calls.)

The time for a call to go through may be anywhere from two hours to two days. While you're waiting, be sure to leave word where you can be reached. When the operator has placed the call, he will ring back. If the call is collect, be sure to reconfirm this fact with the operator. After the call is over, notify the operator that you have finished. Then dial the trunk booking inquiry operator to get the time and charges.

Direct Dialing to India

If you wish to telephone other cities in India, the direct dialing codes from the U.S. are as follows:

Bombay	011-91-22 + local phone number
Pune	011-91-212 + local phone number

Within India

Telephone calls between Pune and Bombay may be dialed directly, but calls between Ahmednagar and either of these cities must be booked through an operator. There are two main types of service - "trunk" calls and "demand" (or "no delay") service.

Trunk calls are booked just like international calls, but you have several classes of service to choose from. The difference is the cost and how quickly the call goes through:

- Ordinary — one to six hours, low cost
- Urgent — less than an hour, medium cost
- Lightning — instantaneous, high cost

In addition, trunk calls may also be booked on a "PP" or "particular person" basis, similar to person-to-person service in the U.S. The only extra cost is a charge of a few rupees if the party you're calling isn't there.

Demand, or no-delay calls can only be made between Ahmednagar, Pune, and Bombay. The call goes through in a few minutes to whoever answers the phone. If you don't reach the number, the call is not kept pending. The cost is about the same as an urgent trunk call.

Procedures for booking trunk calls are similar to those for international calls. Book the call through an operator, make a note of the ticket number, and call Trunk Inquiry when the call is finished for the time and charges. Demand service calls have separate booking and inquiry numbers. Calls made within most cities, including Ahmednagar, may be dialed directly. If you are using a pay phone, dial the number, wait for someone to answer, and then insert your coin (a Rs. 1.00 coin).

Steps to Book a Call

- When booking a call, first confirm that you have the correct operator. ("Trunk booking? I want to place a call...")
- Next, identify the number you are calling from. Numbers with double or triple digits, like 3666, are read "three six double six," not "three six six six." Keep saying your number until the operator repeats it correctly.
- Then tell the operator the number you want to call. ("I want to call Bombay two double six three one.") Keep saying the number until the operator repeats it correctly.
- Next, tell the operator the type of call you want to make ("Urgent PP call to Mr. Rustom Dastoor.")
- Get the ticket number for future reference. ("Ticket number English three four two? Thank you.") The operator may use a phonetic code to spell out letters, which is explained below.
- When the call is over, press the switch hook up and down to get the operator. This tells him that the call is over and helps to ensure that you are not overcharged for it. ("Operator, this call is finished. What are the time and charges?") If the operator can't give you the time and charges, call the inquiry number that corresponds to the type of call you've made.
- Also call the inquiry operator if you want to cancel a call or find out if the call is still booked. ("This is three six double six. Urgent PP Bombay number two double six three one. My ticket number is English three four two. Do you have my call?...") If you cancel a call other than a demand or no-delay call, be sure and get the cancellation number from the operator.
- Numbers for telephone operators are given below:

	<u>Bombay</u>	<u>Pune</u>	<u>Ahmednagar</u>
International booking	186	186	5069, 6826
International inquiry	187	187	5069, 6826
Demand service inquiry	188	188	181
Demand service	152-Poona	440200-Bombay	151-Poona
booking	151-Nagar	440400-Nagar	152-Bombay

Trunk booking	180	180	180
Trunk inquiry	188	188	181
Directory assistance	97	197	197

- Indian telephone operators use the following phonetic codes to spell out letters. These codes are useful if you are having trouble communicating English names.

Direct dial Telephone facilities in India (S.T.D.)

There are direct dial telephone facilities in almost all cities in India, which are called S.T.D. These services are available at the telegraph offices of

A - Army	H - Hotel	O - Orange	V - Victory
B - Brother	I - India	P - Paper	W - Water
C - Cinema	J - Jam	Q - Queen	X - X-ray
D - Doctor	K - King	R - Raja	Y - Yellow
E - English	L - Lady	S - Sister	Z - Zero
F - Father	M - Mother	T - Table	
G - Gold	N - Navy	U - Uncle	

each cities as well as in private facilities. Usually it is more efficient to use a private S.T.D. service than the Telegraph Department, however, private S.T.D. services do not always have booths to make your phone calls private. It cost about Rs. 1.00 per second to U.S.A.

You are responsible for the cost of the phone call regardless of who answers the telephone or regardless of the quality of the connection. Just because one S.T.D. telephone doesn't work, doesn't mean another will not work.

Caution: Try to time your own phone calls, and double check the bill you get.

Direct dial Telephone facilities, Ahmednagar

There are direct dial facilities in Ahmednagar. One facility is located in the Telegraph Office, behind the Post Office. The others are as follows:

Ratna Jyoti Tours & Travels
 Ratna Jyoti Restaurant
 Opp. Market Year, Station Road,
 Phone 25755, 26738
 Closed Sundays
 (on the corner near Buddhist Wheel)

Poonam State Agency
 2215/16 Ramchandra
 Adatbazaar
 Phone 27662
 (One block down past Meher Tailor, near Ashok Photo Studio)

AT&T USA Direct is now available in India. Dial 000-117 from any telephone in India and you will get an AT&T Operator. You can use this service even if the telephone you use does not have direct dialing facilities such as the telephone at the Pilgrim Centre. Even if you do not have an AT&T credit card number you can charge your international call to your home telephone number or place a collect call.

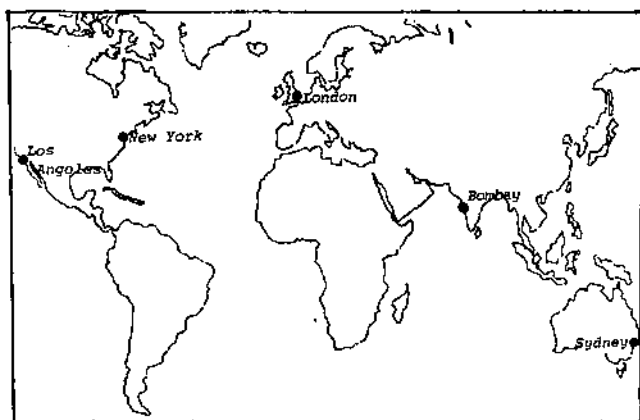
Fax Facilities

There are Fax Facilities available at most cities in India at the Telegraph Departments as well as at private facilities in Pune and Bombay.

TIME ZONES

Indian standard time is five and one half hours ahead of Greenwich Mean Time in London and 13 1/2 hours ahead of Pacific Standard Time (U.S.A.)

the map below shows the difference between Bombay time and times in four other major Western cities.



4:00 am	7:00 am	Noon	5:30 pm	10:00 pm
(-8 hrs)	(-5 hrs)	(0 hrs)	(+ 5 1/2 hrs)	(+ 10 hrs)

A Biographical Note

Merwan Sheriar Irani, known as Meher Baba, was born in Poona, India, on February 25, 1894, of Persian parents. His father, Sheriar Irani, was of Zoroastrian faith and a true seeker of God. Merwan went to a Christian high school in Poona and later attended Deccan College. In 1913, while still in college, a momentous event occurred in his life...the meeting with Hazrat Babajan, an ancient Mohammedan woman and one of the five Perfect Masters of the Age. Babajan gave him God-realization and made him aware of his high spiritual destiny.

Eventually he was drawn to seek out another Perfect Master, Upasni Maharaj, a Hindu who lived in Sakori. During the next seven years Maharaj gave Merwan "Gnosis," or Divine Knowledge. Thus Merwan attained spiritual Perfection. His spiritual mission began in 1921 when he drew together his first close disciples. It was these early disciples who gave him the name Meher Baba, which means "Compassionate Father."

After years of intensive training of his disciples, Meher Baba established an ashram near Ahmednagar that is called Meherabad. Here the Master's work embraced a free school where spiritual training was stressed, a free hospital and dispensary, and shelters for the poor. No distinction was made between the high castes and the untouchables; all mingled in common fellowship through the inspiration of the Master. To his disciples at Meherabad, who were of different castes and creeds, he gave a training of moral discipline, love for God, spiritual understanding, and selfless service.

Meher Baba told his disciples that from July 10, 1925, he would observe Silence. From that day until he dropped the body on January 31, 1969, he maintained this Silence. His many spiritual discourses and messages have been dictated by means of an alphabet board. Much later the Master discontinued use of the board and reduced all communication to hand gestures unique in expressiveness and understandable to many.

Meher Baba traveled to the Western world six times, first in 1931, when he contacted his early Western disciples. His last visit to America was in 1958 when he and his disciples stayed at the Center established for his work at Myrtle Beach, South Carolina.

In India, as many as one hundred thousand people came in one day to seek his darshan, or blessing; from all over the world there are those who journeyed to spend a few days, even a single day, in his presence.

An important part of Meher Baba's work through the years was to personally contact and to serve, hundreds of those known in India as "masts." These are advanced pilgrims on the spiritual path who have become spiritually intoxicated from direct awareness of God. For this work he traveled many thousands of miles to remote places throughout India and Ceylon. Other vital work was the washing of the lepers, the washing of the feet of thousands of poor and the distribution of grain and cloth to the destitute.

Meher Baba has asserted that he is the same Ancient One come again to redeem man from his bondage of ignorance and to guide him to realize his true Self which is God. Meher Baba is acknowledged by his many followers as the Avatar of the Age.

For further information, contact:

Avatar Meher Baba Trust
King's Road, Post Bag 31
Ahmednagar, Maharashtra 414 001
India

Meher Baba Information
Box 1101
Berkeley, CA 94701
USA

Meher Spiritual Center
10200 Highway 17 North
Myrtle Beach, SC 29577
USA

Meher Baba Foundation
Box 22
Woombye, Queensland 4559
Australia

Meher Baba Association
The Boathouse
Ranelagh Drive
Twickenham, Middlesex TW1 1QZ
England

INDEX

A

Accommodations (See also Hotel)

- Bombay 24-31
- Check-in time 24
- Meher Pilgrim Centre 8, 52
- Nagar 52-54
- Poona 41-45

Agra 4, 81

Ahmednagar 50-54, 35-37

- Transportation 70

Airlines

- Air India 5, 40
- Baggage 11-12, 15, 21-22, 70
- Buses 24, 49
- Check-in 24, 52
- Discount accommodations 5
- Discount tickets 2, 4
- Indian Airlines 5, 22, 27, 30(Map), 32-33, 40(Map), 41, 45 (Bus)
- Overbooking 33, 62, 66
- Reconfirming 5, 24, 52-53, 62
- Reservations 5, 24, 52-53, 93
- Standby 5
- Transferring tickets 5
- Wheelchairs 74

Airport Coach Service 24

Airport Departure Tax 63, 67

Airports

- Domestic 22, 27, 40, 45, 64
- International 19-22, 66-68
- Poona 40
- Sahar 23
- Santa Cruz 23
- Terminal I 19
- Terminal II 19

Ajanta 88

Amartithi 4

Ambassador Hotel 28

Amir Hotel 41

Anti-jet lag diet 17

Arangaon 51

Ashirwad Hotel 41

Aurangabad 85

Avatar Meher Baba Centre

- Bombay 38
- Nagar 56-57
- Poona 48

Avatar Meher Baba Trust 56

Avion Hotel 25

B

Babajan 46

Baggage

Airlines regulations 11

Customs inspection 8, 20,62-64

Lost 70

Overweight 12

Porters 32, 34, 66, 99, 99

Storage (temporary) 21

Taxi charges 22

T.B.R.E. form 20, 62, 64, 66

Traveling light 14

Trolleys 20, 32

Banks

Bombay 74

Nagar 70

Batteries 13

Beggars 38

Bicycle rental 55

Black market, dangers 21

Blue bus 60

Blue Diamond Hotel 42

Body clocks 17

Bombay 19-39

Bombay Central 23

Bombay-Poona taxi 33-34

Books

Manny's 90

Meher Nazar 57

Budget, travel 9

Bund Gardens 47

Buses

Airport Coach Service 24

Bombay 22-24

Hotel 24

Indian Airlines 45

M.T.D.C. Luxury 35

Nagar 56

Poona 45

S.T. 49, 56

C

Cage Room 58

Calendar 3-4, 38

Camera 91

Car, Private 23

Caretaker's Office 56

Cassette tape recorder 11

Cemeteries 58

Centaur Hotel 5, 19, 23-26, 66

Check-in time

- Airlines 33, 62, 66
- Hotels 24
- Checklists
 - Pre-trip 18
 - Departure 63
- Chemists 71, 76, 83, 89
- Children 4, 77
- Cholera 10
- Climate 4, 12
- Clothing
 - Checklists 13, 14
 - Comfortable 13
 - Inappropriate 13
- Commonwealth citizens 6
- Consulates 73-74
- Courier Service 23
- Cultural
 - Differences 36
 - Shock 68
- Customs
 - Duty-free items 10-67
 - Forms 20, 62-63, 67
 - Inspections 20, 67
 - Regulations 10-11, 20, 67
- Currency (See also Money)
 - Declaration form 21, 62
 - Exchange counters 21, 67
 - Exchange rates 8
- Current, electrical 12

D

- Dadar 28
- Dates 3-4, 38
- Delhi 81
- Dhuni 58-59
- Diarrhea 83-84
- Discount accommodations 31
- Discount airlines 5
- Disembarkation card 19, 67
- Doctors (See Medical)
- Domestic airport 32
- Dress 13-14, 38
- Druggists (See Pharmacies)
- Duty, customs 10-11, 67-68

E

- E.A.T.S bus 24
- Early arrival 52
- Electricity 12
- Ellora 86
- Embarkation, port of 19

Emergency contacts 38

- Bombay 39
- Nagar 61
- New Delhi 81
- Poona 49

Expenditure tax 9

F

Farmer's Educational Centre 59

Film 11

Financial offices (See also Money)

- Bombay 74

Fodor's Guide 81

Food

- Indian 81-82
- Meher Pilgrim Centre 52-53
- Restaurants 21-45
- Travel snacks 15

Fort (downtown Bombay) 28

G

Gamma globulin 10

Gardens, Meherazad 60

Gilori Shah 59

Government of India

- Consulates 6, 73
- Customs 10, 67
- Government offices 75
- Visas 6-7

Gulmohr Hotel 42

Guruprasad Memorial 47

H

Happy Valley 85

Hazrat Babajan 46

Health

- Diarrhea 83
- Doctors 70, 75, 83, 88
- Food 15-16, 37, 45, 53
- Inoculations 10
- Jet lag 17
- Medicines 13
- Sunstroke 77
- Tips 37, 60
- Toilets 80
- Water 16, 21, 37, 79

Hired vehicle

- Bombay 21, 23
- Nagar 56
- Poona 36

Hotels

- Ambassador Hotel 28
- Aurora Towers Hotel 42
- Avion Hotel 25
- Bombay 25-31
- Bus service 24
- Centaur Hotel 5, 19, 23-26, 66
- Chateau Windsor Guest House 28
- Fernandez Guest House 29
- Hotel Airport Plaza 26
- Hotel Amar 53
- Hotel Amir 41
- Hotel Ashirwad 41
- Hotel Blue Diamond 42
- Hotel Gulmohr 42
- Hotel Jal 26
- Hotel Kings 27
- Hotel Oberoi Towers 29
- Hotel Regency 43
- Hotel Sagar Plaza 44
- Hotel Silver Inn 25, 44
- Hotel Tei Regency 44
- Hotel Transit 26
- Jimmy Lodge 42
- Juhu Hotel 27
- Kumaria Presidency 25
- Leela Kepinski Hotel 25
- Nagar 53
- National Hotel 43
- Panchil 53
- Park Inn Hotel 43
- Poona 41-45
- Ritz Hotel 43
- Sanket 53
- Sea Green Hotel 29
- Sea Green South Hotel 29
- South End Hotel 27
- Silver Inn 25
- South End Hotel 27
- Sun-N-Sand Hotel 27
- Taj Mahal Hotel 30
- Y.M.C.A. International House 31
- YMCA Tourist Home 44
- Y.W.C.A. International Guest House (Bombay) 31
- Y.W.C.A. International Guest House (New Delhi) 31

I

- Ice 37
- Imampur 85
- Immigration 67
- Indian Airlines 12, 32-33, 64

Indian Government (See Government of India)
Inflation 9
Inoculations 10
Irani, Viloo 54

J

Jet lag 17
Jhopdi 58
Jimmy Lodge 42
Juhu Beach 27
Juhu Hotel 27

K

Khuldabad 86
Khushru Quarters 56
Kings Hotel 27

L

Late arrival 52
Laundry 14
Leela Penta Hotel 25
Letters (See Mail)
Library, Meherabad 57
Lockers 56
Lower Meherabad 58
Luggage (See Baggage)

M

Mahabaleshwar 88
Maharashtra State 84
Mail
 Passport application 5-6
 Post offices 91-92
Malaria 10
Mandali Hall
 Meherabad 59
 Meherazad 59
Medical 83
 Bombay 75
 Nagar 70
 Poona 88
 Prescriptions 18, 83
Meet and Assist 31
Meher Baba
 Biography 106
 Birthday 4
 In Nagar 56-60
 In Poona 46-48
 Tomb 57

Meher Baba's Room
 Meherabad 57
 Meherazad 59
Meher Health Centre 59
Meher Hospital 59
Meher Nazar Books 56
Meher Nazar Compound 56
Meher Pilgrim Centre 52
Meher Retreat 57
Mehera's Shrine 57
Meherabad 57-59
Meherabad Library 57
Meherabad Museum 57
Meherazad 59-60
Money
 Budget categories 8-9
 Currency declaration form 20-62
 Currency exchange counters 21-67
 Currency units 8
 Customs 10, 20, 67-68
 Departure expenses 62-63
 Exchange rates 8
 Protecting 16
M.T.D.C. luxury bus 35-36, 65
Mumbai 19

N

Nasik 88
National Hotel 43
New Delhi 4, 80-81
New Life Caravan 61

O

Oberoi Towers Hotel 29
Octroi tax 91
Overbooking 71-72

P

Packing
 Checklist 18
 Required items 12-14
 Traveling light 14
Pan 37, 82
Panchgani 88
Passport 5
Pharmacies 18, 70, 75, 83, 88, 89
Photocopying documents 13
Photos
 MPC registration 6, 90
 Passport 5-6

- Visa 5-6
- Pilgrim Hostels (Meherabad) 59
- Pilgrim Registration Office 8, 52, 56
- Pimpalgaon-Malvi 51, 85
- PNR number 72
- Police
 - Bombay offices 75
 - Help with taxis 22-23
 - Report thefts to 20
- Poona 31-35, 41-48
- Porters
 - Airport 21-23
 - Railway 98
- Postal 21, 91-92
- Potassium permanganate 37
- Prescriptions 18, 83
- Protecting valuables 15, 16, 22, 49, 61
- Pumpkin House 46
- Pune 40-49

Q

R

- Rahuri 87
- Rahuri Cabin 59
- Railways
 - Classes of service 92
 - Porters 98
 - Reservations 35, 93
 - Tickets 35
 - To Bombay 64-65, 93
 - To Nagar 35, 49, 97
 - To Poona 39, 93
- Refunds, airlines 72
- Registration
 - Office 52
 - Police 52
- Reservations
 - Airlines 5, 32, 45, 66
 - Hotel 8
 - Meher Pilgrim Centre 8, 52
 - Reconfirmation 32, 52, 62
- Restaurants
 - Bombay 21
 - Nagar 53
 - Poona 45
- Rickshaw 46
- Ritz Hotel 29
- Rupees 8-9, 67

S

Safety

General 16, 37-38, 60-61, 78, 99

Women 36, 61

Sahar 25

Sakori 87

Samadhi, Meher Baba's 57

Santa Cruz 23, 25-27

Sassoon Hospital 48

Satara 88

Seclusion Hill 60

Shalimar Hotel 44

Shirdi 87

Shivaji 41

Shopping

Bombay 76

Poona 89

Silence Day 4

Silver Inn 44

Soft drinks 37

South End Hotel 27

State Transport (S.T.) buses 49, 56

Street names 40

Study Hall 57

Sun-N-Sand Hotel 27

Sunstroke 84

T

Table House 56

Taj Mahal (Agra) 4, 80

Taj Mahal Hotel 30

Tax

Airport departure 63

Expenditure Tax 9

Octroi 92

Taxis (See also Hired vehicle)

Baggage charges 22

Bombay local 22-23, 65

Negotiating with 16-17, 22, 100

Poona local 46

Safety tips 99

Tariff cards 22-23

To Bombay 64

To Nagar 35, 48

To Poona 33

T.B.R.E. form 20

Telegrams 16, 100

Telephones 16, 101-105

Temperatures 12

Tetanus 10
Tickets (See airlines, railways, etc.)
Time zones 17, 105
Tipping 22, 38, 99
Toiletries 13, 18
Toilets 79
Toka 85
Tomb, Meher Baba's 57
Tourist information 21, 31, 83
Tourist visa 6-7
Trains (See Railways)
Transit Hotel 26
Transportation (See also airlines, taxis, etc.)
 Bombay local 22, 65
 Nagar local 48, 56
 Poona local 45
 To Bombay 64
 To Nagar 35, 48
 To Poona 31-35, 63
Typhoid 10

U

Upper Meherabad 57

V

Vaccinations 10
Valuables, protecting 16
Visa (tourist) 6-7
Voltage 12
V.T. (Victoria Terminus) 34-36, 65, 96

W

Water 16, 21, 37, 79
Wheelchairs 73
Women's safety 36, 61
Weather 12

X

Y

Yellow fever 10
Y.M.C.A. International House 31
Y.W.C.A. International Guest House (Bombay) 31
Y.W.C.A. International Guest House (Delhi) 80

Record of Important Travel Information

NAME: _____

CITIZENSHIP: _____

PASSPORT NO.: _____

DATE ISSUED: _____

PLACE ISSUED: _____

EXPIRY DATE: _____

VISA NO.: _____

DATE ISSUED: _____

PLACE ISSUED: _____

PERMANENT ADDRESS: _____

INDIA ADDRESS:

**C/O AVATAR MEHER BABA TRUST
KING'S ROAD, POST BAG 31
AHMEDNAGAR, M.S. 414 001
INDIA**

AIRLINE/TICKET NOS.:

TRAVELER'S CHECK NOS.: _____

Order Form

Welcome Home is provided at cost as a service of Friends of the Avatar Meher Baba Trust at a special rate of \$3.95 per copy. Discount rates for five or more copies are also available. To order copies, return this portion with payment to the address below.

Name _____ copies @ \$3.95 a copy
Address _____ 10% discount
for 5-10 copies
City _____ Subtotal
State _____ Zip _____ \$.75
Postage/handlin
\$ _____ TOTAL ENCLOSED

Please make check or money order payable to:

**FRIENDS OF THE AVATAR MEHER BABA TRUST
BOX 11356
WASHINGTON, D.C. 20008
U.S.A.**

Comment Form

Dear Friends of the Trust,

I have the following comments, corrections, or suggestions to make to the 3rd Edition of Welcome Home:

Page Comment

_____	_____
_____	_____
_____	_____
_____	_____
_____	_____

Name _____

Date _____

Address _____

Send to: **FRIENDS OF THE AVATAR MEHER BABA TRUST**
 BOX 11356
 WASHINGTON, D.C. 20008
 U.S.A



